

KOCEL[®]

"Better Working Through Organizing"

40

YEARS OF PASSION
AND INNOVATION



2017



BETTER WORKING THROUGH ORGANIZING

KOÇEL®



KOÇEL A.Ş. entered the market in 1977 with the production of mainly formica coated home furniture. By the time, as the demand for formica coated furniture decreased and was replaced by wooden furniture, it expanded its product range to cabinets for the devices in the electrics-electronics sector. The visit to Germany of Mustafa Dolu, who was a teacher at the Merzifon School of Art, was to be influential at the setting of the foundations of KOÇEL A.Ş., which is presently the leader in the sector.

Mr. Mustafa, deemed the price high for the drawer tool cabinet he saw in Germany and shared his drawings and knowledge with Master Mustafa, a steelworker manufacturing in a small building in Istanbul-Zeytinburnu, in order to let the produce in Turkey. But the production seemed not to be possible with the limited machines in the workshop of Master Mahmut. As Mr.

Mustafa didn't resign, brought the rails and bearings he had manufactured in his own workshop, Master Mahmut couldn't remain unconcerned against this resolution and ambition and manufactured Turkey's first 3-drawer steel cabinet by only cutting, bending with a lever shear and a lever press. It went even so far that Mr. Mustafa sold in the subsequent years the plastic drawer separator moulds he had manufactured in order to use in his cabinets to late Master Mustafa who had set over to serial tool cabinet manufacture during the following years, played an important role at the first story of the cabinet manufacture for KOÇEL A.Ş.

Hereby we thankfully remember the late Mr. Mustafa, who was conducive at the achievement of KOÇEL A.Ş.'s present status.



1977

KOÇEL A.Ş. is founded in Istanbul on an area of 200 square meters...



1979

Steel and formica coated home furniture manufacture is initiated...



1992

Continued with drawer cabinet manufacture pursuant to the request of the customers after test samples...



2003

The first plant with an area of 1200 square meters is established in Mahmutbey and the product range expanded with a team of 25 persons...



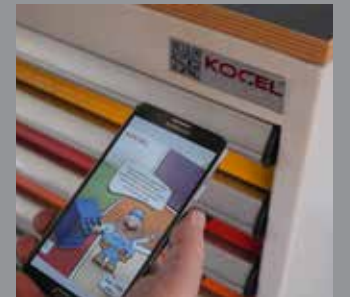
2010

KOÇEL A.Ş., which continued with its production on an area of 7500 square meters in the Gebze Organized Industry Region, consolidated its position in the sector by not only increasing its product range, but also its customer potential with its advanced technology, its team consisting of the masterly hands in the sector and its belief into customer satisfaction...



2014

It converted the plant in Mahmutbey into a showroom in order to be able to share its expanding product range, new designs and increasing quality with its existing and potential customers...



2016

KOÇEL A.Ş. continues adapting the latest developed technologies to its products, and to improve and expand its product range based on the incoming ideas from its customers and R&D activities...

1985

The first drawer cabinet is manufactured in accordance with the special request and drawing of a customer...

		<p>Drawer Cabinets</p>	<p>26-53</p>
		<p>CNC Tool Cabinets</p>	<p>54-73</p>
		<p>Industrial Cabinets</p>	<p>74-107</p>
		<p>Material and Document Cabinets</p>	<p>108-125</p>
		<p>PPE Lockers</p>	<p>126-141</p>
		<p>Plastic Bin Systems</p>	<p>142-161</p>
		<p>Workbenches</p>	<p>162-225</p>
		<p>Mobile Workbenches</p>	<p>226-235</p>
		<p>Tool Panels</p>	<p>236-239</p>
		<p>Tool Carts and Handling Equipment</p>	<p>240-253</p>
		<p>Shelf Systems</p>	<p>254-271</p>
		<p>Aluminium Products</p>	<p>272-279</p>
		<p>Accessory and Labelling Systems</p>	<p>280-291</p>

MANAGEMENT AND CORPORATENESS

Today we are continuing our story we started in 1977 with formica coated home furniture in an area of 200m2, with a production in a covered area of 7500m2 and an open area of 7500 m2 and exports into 25 countries .

My personal involvement into this adventure and the first time I was introduced to metal and sheets started with my employment in the plant during the summer holiday in 1985. In 1991, I started to work full-time in the company and since 2003 I am serving as the company owner at Koçel A.Ş. I can summarize my compassion for my profession I started at young ages with a single sentence: When I would have to come to the world again, I would do this job.

When we turn back and look at our past of 39 years, we gladly and proudly see that he have always left is satisfied customers behind us. This phrase of a famous architect summarizes our sense for quality very well: "I can't sleep relaxed when I would know that the door of the bedroom I am sleeping is attached and non-dyed." Also we similarly attach great importance to that every visible or invisible corner of our products are meticulously and qualitatively manufactured, so as if these were to be exhibited in a museum. At no invisible part of the products are thinner, non-qualitative, undyed materials to be found. Our reliability as a result of our works we always conducted with the motto "if I were the customer" without compromising from quality as of the first day of our foundation was and will continue to be the most valuable investment we made and will make into the future.

In the other side, the more we collect the yield of our meticulous and renunciative works, the more converts contributing a part of our gains to our nation one of our most important priorities, too. We continue with our ventures in order to be able to support in some way projects like domestic automobiles, domestic aircrafts and helicopters among the national projects of our country that will be left as moral heritages to future generations they will be able to be proud of. Again in this context, we have assistance projects towards technical universities and vocational high-schools in order to support our future generations. We try to realize these assistances with sponsorships and product donations to their working environments and workshops.

As a result, while being aware of that Koçel A.Ş. has made an important progress in 39 years, we are never contented and always target to make more by producing the better and to contribute more to Turkey. Our first goal in the upcoming years is to depart Koçel A.Ş. from being a domestic brand and to ensure that it is present in the international arena and to further increase the existing export figures and to convert to one of the top 5 companies in its field in the world.

Metin Koç



Hülya Karadeniz
Factory Manager

I joined the entity of KOÇEL A.Ş. in 2002 as an accounting staff. I have always deemed myself as a part of this family since the first day I joined this cadre. I never experience any difficulty when I am telling our customers about our products since we show the same meticulousness and diligence at the production of our products as if we would use them because "it's always easy to explain quality". Today, 14 years later, I am very happy and proud to work together with our dear boss Mr. Metin KOÇ, our production and administrative staff, with which we set our signature under many successes at KOÇEL A.Ş. as the Plant Manager with the same enthusiasm and excitement of the first day. As KOÇEL A.Ş., our primary target is to contribute to our national industry with 100% domestic production and to be one of the important world companies and I am continuing to do my part towards this target.



Hayati Bektaş
Production Manager

Working at KOÇEL A.Ş. means for me working in family environment. We don't experience any problem since we are working with a mutual relation based on reliance and respect and this definitely reflects positively on our production, too. My employment responsibility is briefly to produce and deliver the orders accepted by our friends in the sales team within the given time frames with the best, most qualitative, durable materials. That quality is always at the forefront as the company's policy facilitates our job at the production. That our products are being produced according to this policy contributes a different self-confidence during communication with our customers at the sales and in the field. It's possible to say that our difference with our competitors in terms of production is our curiosity. We always seek for the answers for questions like what can we do more, which innovations might be possible, what could we further add to our products. In some sense, we are continuously competing with ourselves.



Yusuf Yıldız
Export Manager

I examine the new world trends in the field of industry on site and transmit the knowledge I gain to our team and contribute to the design of functional products that our customers will benefit more from. We are intensively working with our team on the determination of the right strategies and implementation of the action plans in order to increase our trade volume in abroad markets and to sustain our contacts without any deceleration. Without contenting with our sales network we established in Asia, Europe, the Middle-East and North African countries, we aim to reach with our products overseas countries and to introduce the quality of Made in Turkey to a broader audience.



Selyattin Şen
Customer Representative

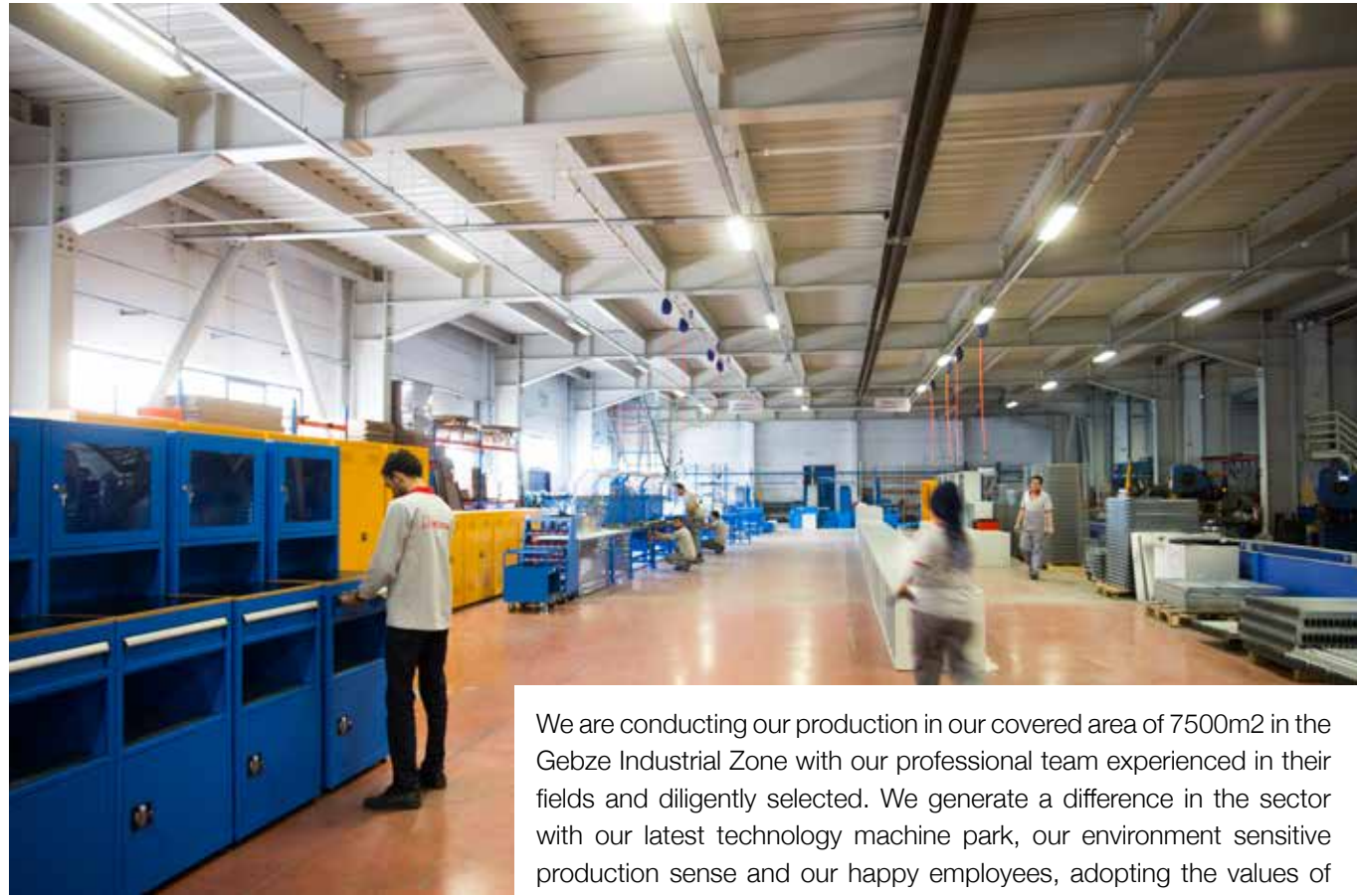
My primary task as a customer representative is to visit the customers and listen to their needs and to generate solutions fitting them and to convert the needs into demands and orders. Also the timely delivery and the after sales follow-up are among the important parts of our duty. Briefly, we observe the process from the generation of the order up to the delivery and the management of the needs possible to incur afterwards.



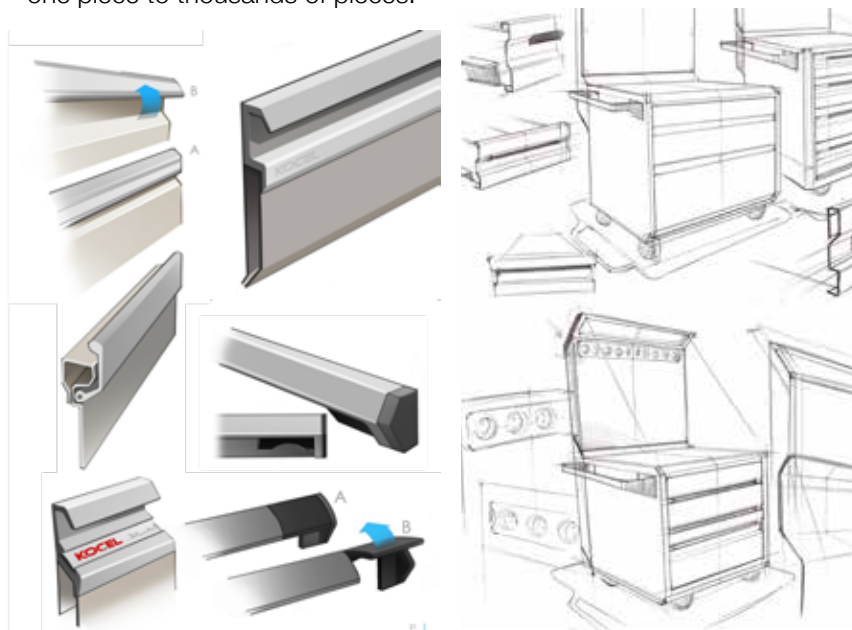
Ayhan Doğan
Customer Representative

The focus of the production at KOÇEL A.Ş. are always the customer, the customer's needs and satisfaction. And my task starts with being in close relation with our customers and generating solutions regarding their needs related to their field of business. Since we are working here with the awareness that not every product will fit every customer, we have to have a deep knowledge on both our products and the business fields of our customers in order to be able to perform our task duly. We ensure that the needs are fully met by following every stage from creating a product demand until the assembly.

PRODUCTION R&D



We are conducting our production in our covered area of 7500m2 in the Gebze Industrial Zone with our professional team experienced in their fields and diligently selected. We generate a difference in the sector with our latest technology machine park, our environment sensitive production sense and our happy employees, adopting the values of KOÇEL A.Ş. We know that producing is not enough in order to offer our customers always the best. We compete with ourselves and pursue innovations with R&D activities in order to achieve the better. We also show the necessary diligence in order to ensure that our employees always develop themselves. We focus to produce our ergonomic products, each carefully designed, with the same meticulousness from one piece to thousands of pieces.



QUALITY CONTROL



Each stage of our products, entering our plant as raw material and exiting as final products, is performed controlled, carefully and diligently with latest technology machines and quarter century old masterly hands. For each product we deliver to our customers, we put us in their shoes and always ask the same question: "If I were the customer?"



40

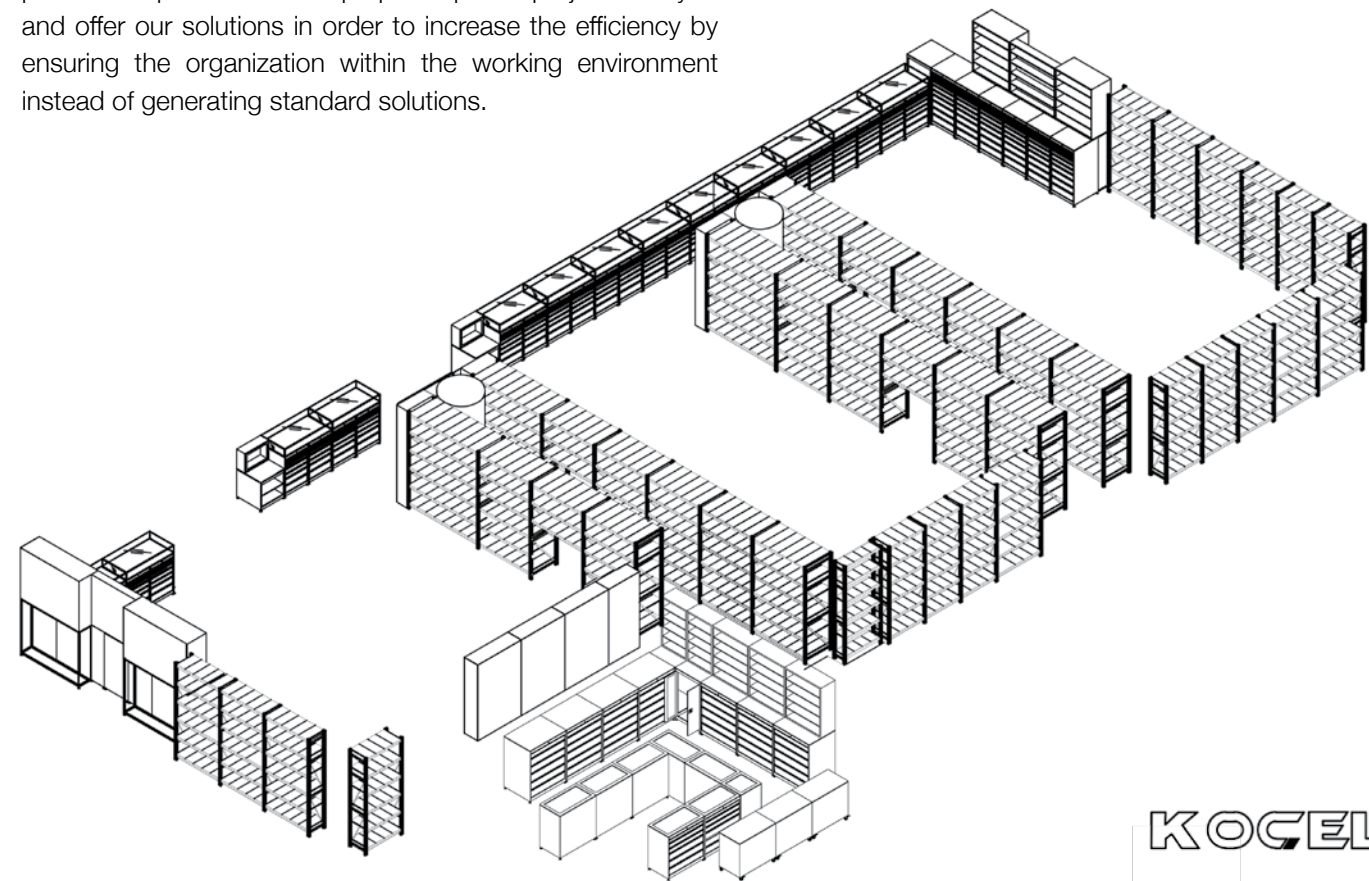
YEARS OF PASSION
AND INNOVATION

We always remain faithful to our values since we were established 40 years ago. Our target is to generate added value for our customers and to develop high quality solutions. This approach, which didn't change for years, made us and continues to make us gain loyal customers. We are always ready for long termed successes.



SOLUTION PROJECT

We know that each of our customers is different from the other and need therefore custom tailored solutions. That's why we visit you on site, listen to your needs, observe your production processes and prepare special projects for you and offer our solutions in order to increase the efficiency by ensuring the organization within the working environment instead of generating standard solutions.



SATISFACTION SERVICE

We as KOÇEL A.Ş. have built our philosophy since 40 years on customer satisfaction. Our aim was not short termed high sales, but to establish stable and consistent relations. As a result of this approach, we have established and continue to establish long termed partnerships with our customers based on mutual respect and reliance.

**YOU IMAGINE IT
WE MAKE IT REAL**



DRAFT DESIGN

You will experience the quality and the difference at the new designed products of our brand.

We always try to look from your perspective while conducting the R&D and design works for our new products. We always care on that our products are more ergonomic, more functional and more aesthetic without compromising from quality at any time during the development of our products and try to realize all these without resulting in any additional cost for you.



COLOUR HARMONY



The product colours to be seen in the catalogue are the closest ones to the real colours. Our colour options are limited to the stocks of the manufacturing company. Our standard colour codes are RAL 5015 and RAL 7035 and the other colour codes are available for orders of 10 or more pieces. 10% price difference is applied to your other colour requests.

SAFETY SECURITY

Anti-Tilt



+ While one drawer is drawn the other drawers are blocked when the lock is open.

Plastic Latch



+ The drawer may open while moving on sloped ground having left the lock open. There is a spring-loaded safety fastener on the right.
+ Thus, the drawers will not open uncontrolled on non-even sloped grounds.

Brake




+ There is a brake system at our wheeled products in order to prevent unwanted movements.
+ It is possible to fix the product at the desired position.

Central Locking



+ All drawers can be locked with a single central lock.

Embedded Lock



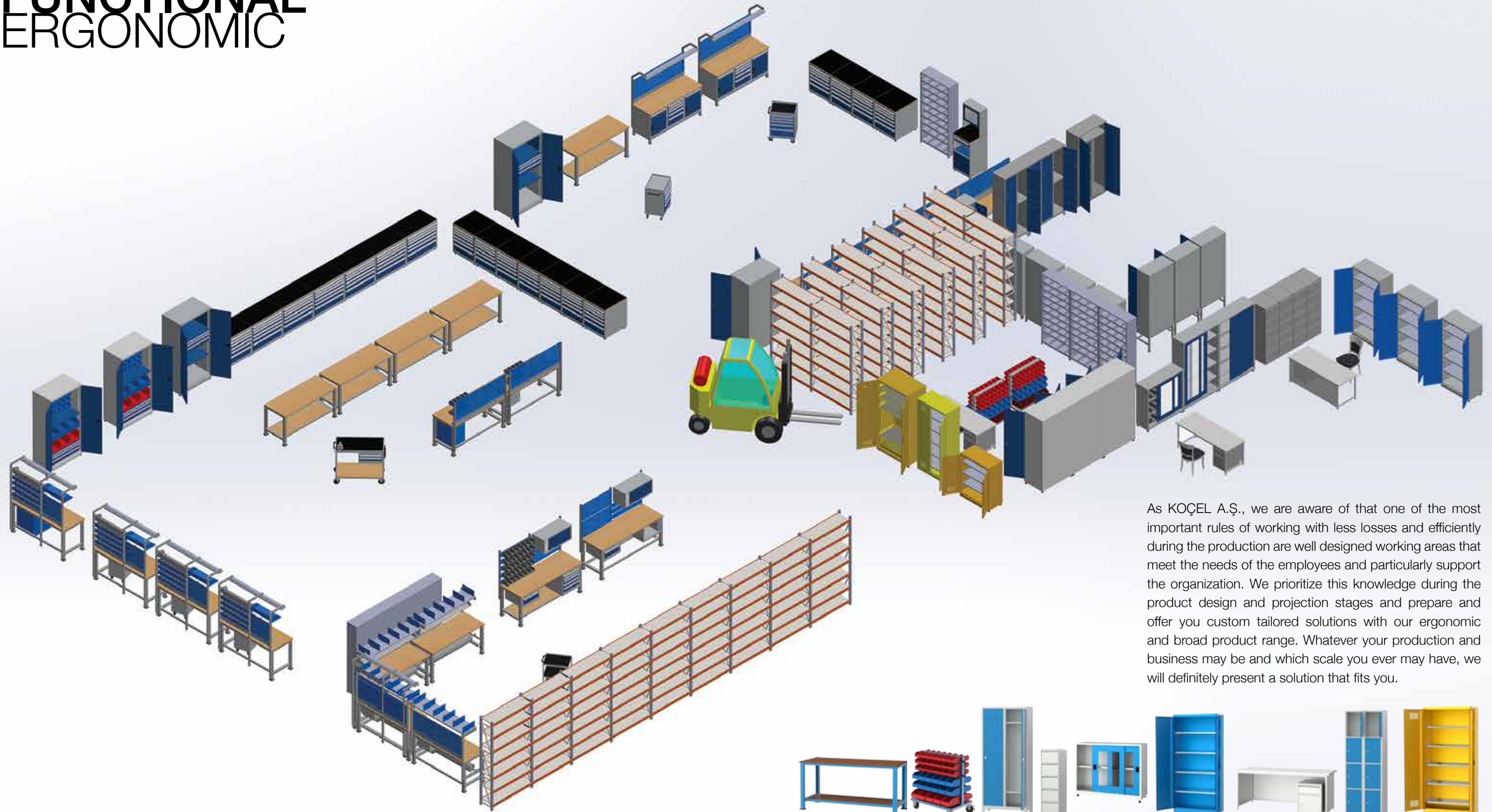
+ While a drawer and cabinets with doors can be locked with a single key, also only cabinets with doors can be locked.
+ The lock bed is safe against strikes since it is embedded.
+ The lock bed has also the function of a grip.

Smooth Edges



+ We double fold press the sheets and eliminate sharp edges against possible occupational accidents during taking out, placing in materials into the drawers.

FUNCTIONAL ERGONOMIC



As KOÇEL A.Ş., we are aware of that one of the most important rules of working with less losses and efficiently during the production are well designed working areas that meet the needs of the employees and particularly support the organization. We prioritize this knowledge during the product design and projection stages and prepare and offer you custom tailored solutions with our ergonomic and broad product range. Whatever your production and business may be and which scale you ever may have, we will definitely present a solution that fits you.



3606 6906 7470 7100 3415 8040 6520 3270 20920 3275 7465 11200 6053 8075 8128 6180 7440 3325 4083 6052 6175 6555 6235 3106 6063 7455



2 YEARS GUARANTEE

The products you purchase from KOÇEL A.Ş. are under the guarantee of our company for a term of 2 years against production defects. We are customer and solution focused on your side at any problem possible to incur.



ENVIRONMENT SENSITIVE

We believe that the whole society should be responsible for being sensitive against the environment. We have established energy saving and smart illumination system in order to minimize the influences of our production on the environment. We deem all that we acquire from the nature as a trust and plant each year 100 trees in order to return these to the nature.



CUSTOMER SATISFACTION

The broad product range, the ability to manufacture flexible that allows a custom tailored production and short delivery times will be sufficient for you to choose KOÇEL A.Ş. at the very beginning. But we deem to sales process as a cycle, not as a linear process and believe on the importance of the after sales follow-up and continuous customer satisfaction in order to be preferred again by our customer and progress in this direction by developing us uninterruptedly.



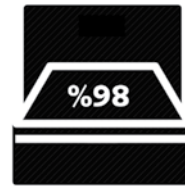
SPECIAL DESIGN & ASSEMBLY

Since no production and production site is identical with another, we deem presenting solutions in accordance with the production and working areas of our customers as a priority before offering you any product we visit you at your place in order to understand your needs and conduct the projection fitting you as a part of our service. We generate the most suitable solution for your special needs from our standard product range.



QUALITY CONTROL

We meticulously track our products during every stage of the production. Particularly our series with drawers are subjected to an opening-rail test at a special testing device. We deliver each of our products with a product tracking number and a width-depth-height label on packaging. In addition we add the QR code on the label, by which you can access the product user's guide in case of need.



%98 EXTENSION DRAWER

The drawers are the basic material of the main KOÇEL A.Ş. products. there are 9 standard sizes with regards to the inner dimensions of the drawers pursuant to our product diversity goal and aim to meet different needs. Our drawers are equipped with 6X01ZZ bearings and offer usage easiness with %98 extension.



LOCK SYSTEM

There are safety latches under the grips beside a central locking system in order to ensure the safety at our products in order to ensure that you don't compromise from occupational safety at your facility



80KG BEARING CAPACITY

Our drawers have a bearing capacity of 80kg when they are %98 retracted. We ensure a support with a special shape to the bottom of our large sized drawers.



We offer equipment organization solutions designed for the efficient field applications of effective production facilities.



We implement flexible designs that will fully ensure a functional basic material flow and allow the accurate and waste-free management of the other production means like equipments, auxiliary materials in the production sites of the lean production system.



ON TIME DELIVERY

We deliver your orders in the shortest time as possible with our own vehicles to close locations and reliable transportation companies to far distances within 24 hours as of the completion of the production.



OCCUPATIONAL SAFETY

Our products are designed in accordance with the occupational safety rules and by taking top level measures against possible occupational accidents. Thus, occupational safety is supported at your company and your working environments.




ADEL KALEM
Recai Açıkgöz
Purchase Manager

We have never faced any problems with KOÇEL A.Ş. during the 6 years we worked together with regards to customer focused solution paths and concordance on the costs. We preferred again KOÇEL A.Ş. products of which the quality have never questioned when we moved to our new plant. The flexibility and the confidence provided by the company were the primary reason for our preference. We benefited from the KOÇEL A.Ş. products with organization and extra occupational safety in the working environment.



6230 3577 20920 3941 2150 3310 2850



8106 6173 6211 11200 6067 3590 6054



YILDIZ TECHNICAL UNIVERSITY

Ass. Prof. Dr. Alptekin Ergenç
Machine Engineering Department Deputy Head

The look of the working environment, the quality and long termed usability of the used products are the most important parameters expected at product preference. The fact that colours are used, that provide positive energy to the persons working in that area instead of ordinary product colours was also important at the preference of these products by us. Different products of KOÇEL A.Ş. are preferred during the refurbishment of our Automotive Laboratory and the YTU Racing garage and a visual and functional consistence that gained the appreciation of all our students and visitors coming to the laboratory is resulted. We think that the paint, material quality and the sense for customer satisfaction were the basic reason for the consistence in the working area in question.



6226

3775

3525

3815

TOYOTETSU TURKEY

Fikret Yavuz
Human Resources and Administrative Affairs
Deputy Manager

The first that comes to our mind when we think of the company KOÇEL A.Ş. is quality. The ordinance and organization is provided in our company thanks to the diversity and special designs of the KOÇEL A.Ş. products. The durability and trouble-free, easy usage of the products were the most important reasons for our preference. We are using the purchased products long years without problems since they are qualitative and stable.



6033

7400



TAYAŞ GIDA A.Ş.
Recep Aysoy
Purchasing


We are always able to find all cabinets and auxiliary equipment necessary for our company at KOÇEL A.Ş. After the KOÇEL A.Ş. products, ordinance, aesthetic look, and work efficiency is provided in our working areas. Briefly, the reasons for that we preferred KOÇEL A.Ş. were the quality, the offered superior quality complying price and their close before and after sales interest against us.



7470



5150



6055



8075

FARPLAS A.Ş.
Okan Akbulut
Layout and New Investments Specialist

The first that comes to mind when you say KOÇEL A.Ş. is Giresun Football Club. We started using our working areas more efficiently after the qualitative Koçel products. The reason for that we preferred KOÇEL A.Ş. were that the products are qualitative, that we could get timely feedbacks and their understanding at meeting our additional requests.



6280



6900



3775




8085



DRAWER CABINETS

- + These are tool cabinets with drawers.
- + The drawer heights of the cabinets are between 75 mm-200 mm and can be arranged at steps of 25mm.
- + There are to the ground adjustable M12 ball joint feet at the bottom of the cabinets.
- + There is 18 mm melamine coated chipboard at the upper surfaces, which provide a neat look and a facilitated working possibility.
- + There are 3 mm rubber sheets on the bottom of the drawers and plastic separators with 3 or 4 channels or 3x3 metal separators can be applied on demand.

MAXIMAL UTILIZATION



Separation Solutions



+ You can convert the inner of the drawers most suitable for your usage purposes by utilizing one or more of the CNC holder, plastic box, channeled plastic separator or metal separator options.

Plastic Separators



- + Our plastic separators are 3 or 4 channelled and prevent the ordering of any type of cutting and wearing tips and that they contact and magnetize.
- + Barcoding and labelling is possible by the labels on the front side.
- + They provide the possibility to store materials with a length between 10mm-900mm.
- + Materials of different sizes can be placed in by arranging the separators in the width and length.

Metal Separators



- + The metal separators can be adjusted from the front to back in steps of 17mm to the desired distance thanks to the E standards complying channels at the sides of the drawers and from left to right in distances of 150mm and 200 mm.

CNC Holder Drawers



- + There are applications for CNC holders at the drawers of the sizes 450x450mm, 600x600mm, 450x900mm.
- + Drawers with special CNC holders from 300mm to 600mm can be applied.

Voluminous Materials



- + There are mobile shelves for voluminous materials not fitting into drawers.
- + It is safe and appropriate to use the mobile shelves in cabinets with doors.

Organized Drawers



- + The interior of drawers consist of 150mmx150mm and its folds (300x450mm, 600x600mm, 450x600mm etc).
- + Our plastic boxes of the size 150x150mm can be divided into 2 or 3 or 4. (Sizes of 150x150mm, 150x75mm, 75x75mm can be obtained.)

Professional Labelling



- + Allows you to find the materials in the drawer easily.
- + You can create the labels according to your needs with the label printing software.
- + The wearing of the labels are avoided by the transparent coating on it.
- + The labels are easily inserted and removed by removing the plastic taps at the aluminium grip heads of the drawers.



Maximal Utilization



- + Maximal utilization space and access to the materials at the very back is provided by the 98% extension of the drawers.
- + The drawers have a bearing capacity of 80kg at an extension of 98%.

Easy Archiving




- + Assisting drawers at the archiving of your hanging files.
- + There are telescopic and normal railed options available.

Different Design in Common Spaces

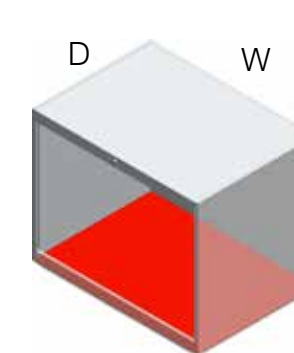
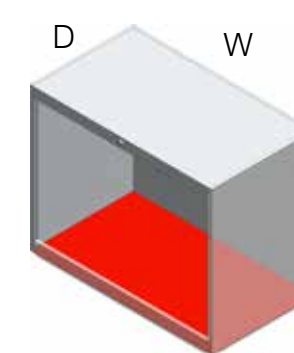

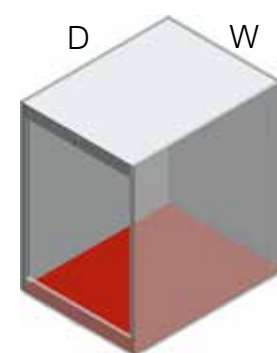
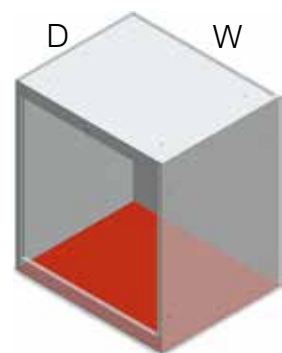



- + A single drawer may be converted suitable for different usages by dividing it with plastic boxes, metal separators or plastic separators.

With Empowered Bottom Surface




- + At drawers with a broad bottom is stability provided with a special form placed at the lower bottom in order to avoid bending downward.



WxD	410x570	560x570	710x570
H	1000	5000	75000
300	1030	5030	-
400	1040	5040	-
500	-	5050	-
600	1060	5060	-
700	1070	5070	-
800	1080	5080	75080
1000	-	5100	75100
1200	-	5200	75200
1400	-	5400	-

560x725	710x725	1010x570	1010x725
57000	7000	10000	11000
-	-	-	-
-	-	-	-
-	-	-	-
-	-	-	-
-	-	10070	-
57080	7080	10080	11080
57100	7100	10100	11100
57200	7200	10200	11200
-	7400	-	-




WxD	INNER NET	18x27 W	27x27 W	36x27 W
H	H2	300x450	450x450	600x450
75	50	1000-75	5000-75	75000-75
100	75	1000-100	5000-100	75000-100
125	100	1000-125	5000-125	75000-125
150	125	1000-150	5000-150	75000-150
175	150	1000-175	5000-175	75000-175
200	175	1000-200	5000-200	75000-200
250	175	1000-250	5000-250	-
300	175	1000-300	5000-300	-

27x36 W	36x36 W	54x27 W	54x36 W
450x600	600x600	900x450	900x600
57000-75	7000-75	10000-75	11000-75
57000-100	7000-100	10000-100	11000-100
57000-125	7000-125	10000-125	11000-125
57000-150	7000-150	10000-150	11000-150
57000-175	7000-175	10000-175	11000-175
57000-200	7000-200	10000-200	11000-200
-	-	-	-
-	7000-300	-	-



- + These are high quality cabinets.
- + They may be used for the storage of sets, tools and small spare parts.
- + They have a welded, stable, steel sheet construction.
- + There are 4 vertical rail guidance studs inside the cabinets.
- + They are electrostatic powder coated.
- + The drawers with a high security, 2 key central locking system have a bearing capacity of 80kg at a single retraction of 98%.
- + There are adjustable M12 ball joint feet against uneven ground surfaces.



Black Laminated Chipboard



Locking System



Ground Adjustable Ball Joint Feet



Wheel w/ Brake



User's Manual





Professional Labelling

- 1028
- 2004
- 3020
- 5018
- 5002
- 5015
- 7035
- 7001
- 7011
- 6011

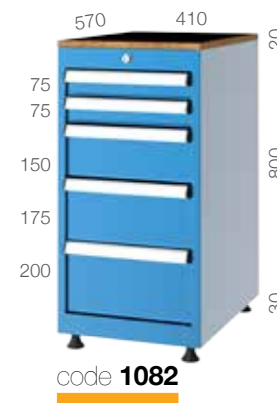
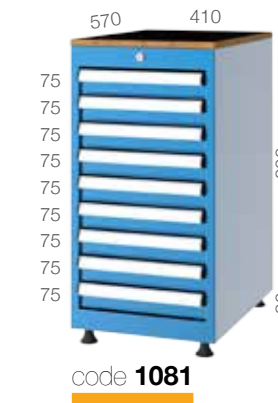
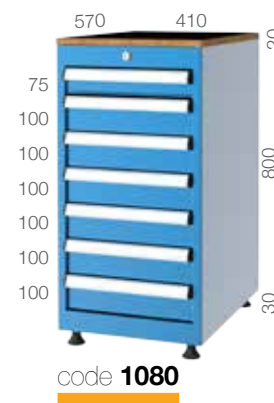
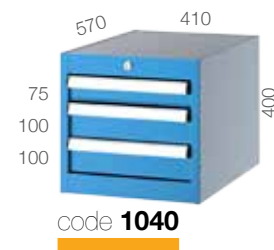

Drawers w/ Metal Separator

Drawers w/ Plastic Separator




Our standard colour codes are RAL 5015 and RAL 7035 and the other colour codes are available for orders of 10 and more pieces with extra charge.


18X27 E



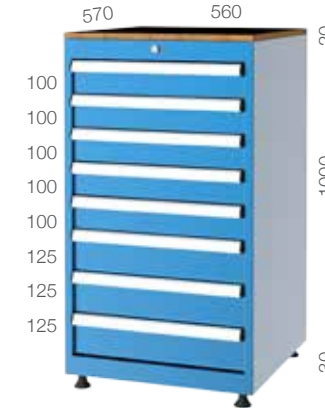
27X27 E



27X27 E



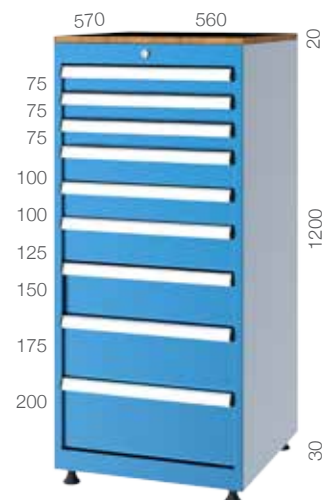
code **5100**



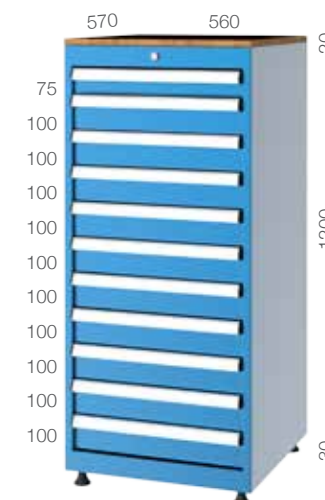
code **5101**



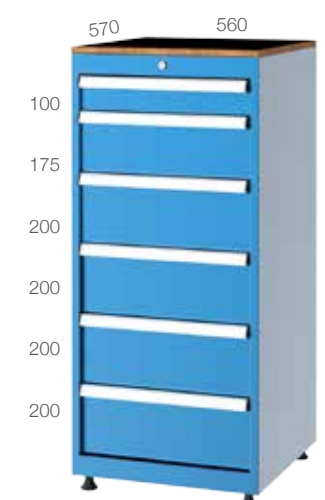
code **5102**



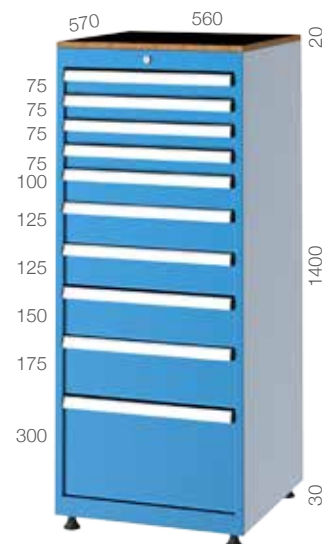
code **5200**



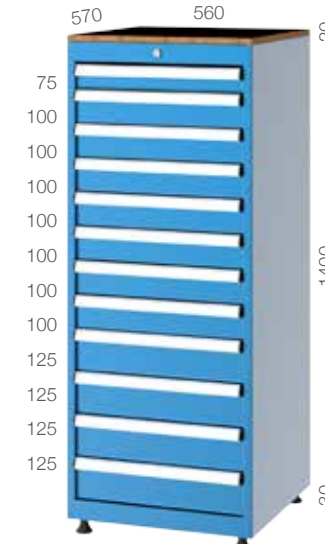
code **5201**



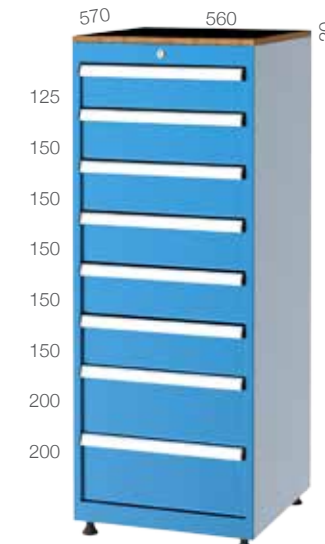
code **5202**



code **5400**

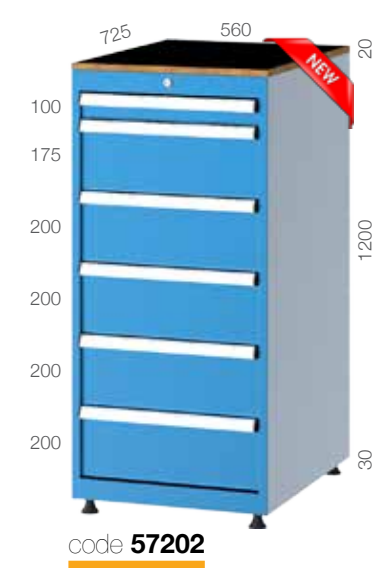
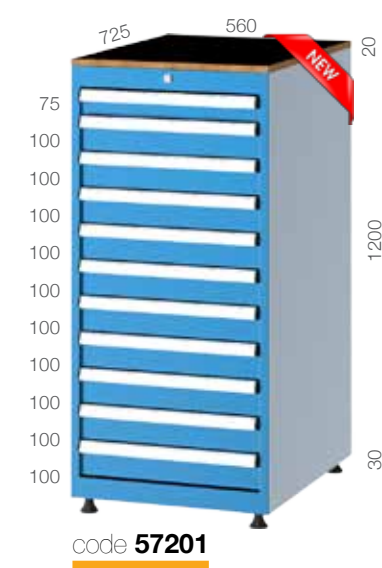
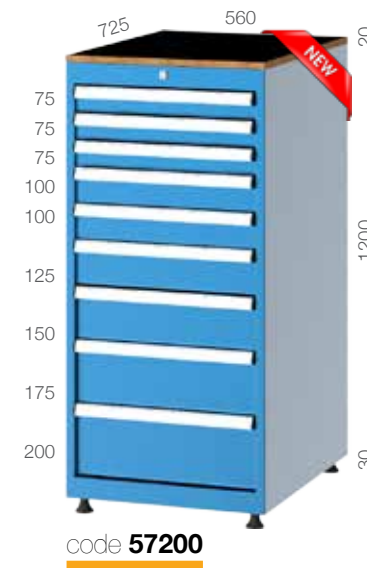
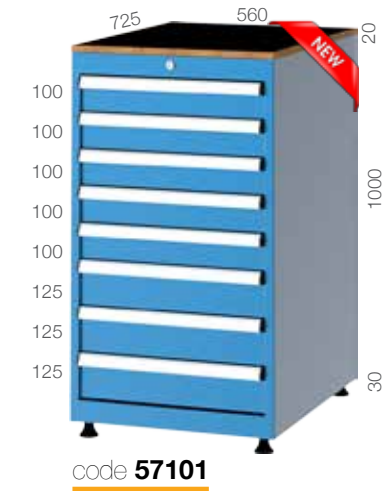




code **5401**



code **5402**

27X36 E



36X27 E



code **75080**



code **75081**



code **75082**




code **75100**




code **75101**




code **75102**



code **75200**




code **75201**



code **75202**

36X36 E



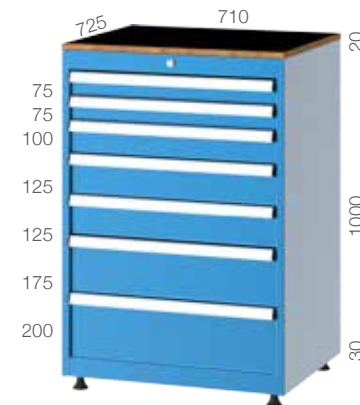
code **7080**



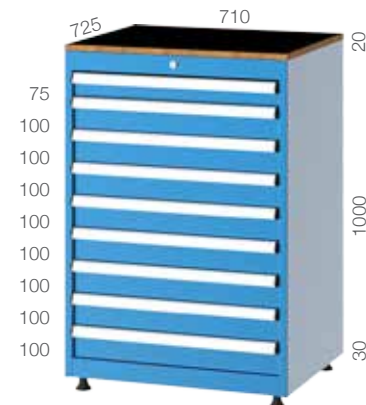
code **7081**



code **7082**



code **7100**



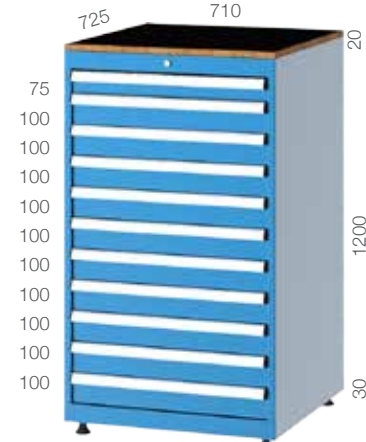
code **7101**



code **7102**



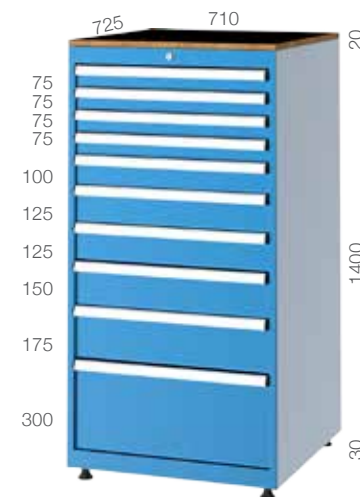
code **7200**



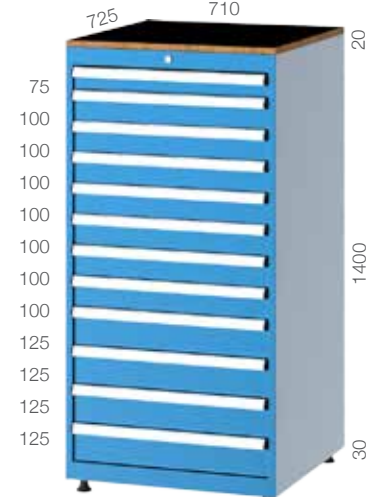
code **7201**



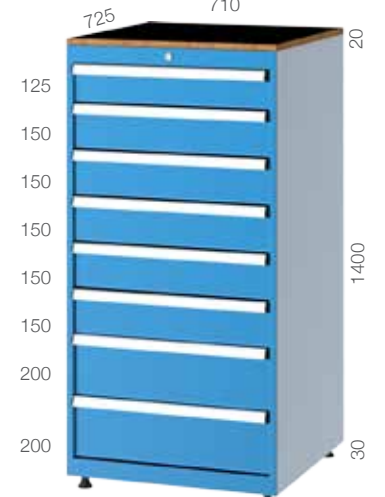
code **7202**



code **7400**



code **7401**



code **7402**

27X54 EK



code **10080**



code **10081**



code **10082**



code **10100**




code **10101**



code **10102**



code **10200**




code **10201**



code **10202**



36X54 EK



code **11080**



code **11081**



code **11082**




code **11100**



code **11101**



code **11102**



code **11200**



code **11201**



code **11202**



- + We have models able to be used fixed or mobile, depending on the request.
- + These are high quality cabinets, appropriate for the storage of small materials and provide an easy access.
- + They can be used for SK 30-40-50 morse tapers and for HSK 16-32-40-50-63-80 tapers.
- + We have a special fixed CNC plastic for HSK 100 upon request..
- + We have a special CNC plastic suitable for CAPTO C3-C4-C5-C6-C8.
- + These are welded, stable, steel sheet construction and coated with electrostatic powder paint.
- + There are 4 vertical rail guide studs inside the cabinet.
- + The silent operating drawers have a load bearing capacity of 80 kg and a single drawing of 98% and equipped with a high safety, two key central locking system.
- + There are prefabricated, punched channels in all drawers and whilst the drawer height can be varied at steps of 25 mm, it is possible to create diverse drawer combinations with metal separators according to all drawer heights.
- + The rails are X.5 mm 6X01 zz bearing and the E standard is 1E=17mm.
- + They include to the ground adjustable M1X screwed chocks.
- + The doors at the models with doors can be opened by 180°.
- + There are round edged, embedded stripe channel, eloxal aluminium lugs and plastic taps on the lug heads.

CNC TOOL CABINETS




The number and variety of the CNC holders being used at central CNC processing benches is progressively increasing. And as KOÇEL A.Ş., we are tracking these developments.

One face of our plastic holders is suitable for the angles and degrees of SK holder and one face for angles and degrees of HSK holders. We also have holders for tapers of the Capto series used at new generation high speed machines.

Plastic Holder Quantity	450 450	600 600	450 900	500 300 570
ISO-SK 30	12	20	24	16
ISO-SK 40	12	20	24	16
ISO-SK 50	12	20	24	16
HSK 16	12	20	24	16
HSK 32	12	20	24	16
HSK 40	12	20	24	16
HSK 50	12	20	24	16
HSK 63	12	20	24	16
HSK 80	12	20	24	16
HSK 100	9	16	18	12
Capto C3	12	20	24	16
Capto C4	12	20	24	16
Capto C5	12	20	24	16
Capto C6	12	20	24	16
Capto C8	12	20	24	16
Capto C10	9	16	18	12

27X54 EK



24 pcs CNC holder capacity



code 2150	Size (mm)	Pcs	Kg capacity	Security
CNC Holder	-	120	-	
Drawer	-	-	-	
Fixed Shelf	-	-	-	
Mobile Shelf	450x900	5	5x80	
Cabinet	1010x615x2000			Latch




code **2150**

code 2170	Size (mm)	Pcs	Kg capacity	Security
CNC Holder	-	48	-	
Drawer	450x900	3	3x80	
Fixed Shelf	530x940	2	2x120	
Mobile Shelf	450x900	2	2x80	
Cabinet	1010x615x2000			Latch

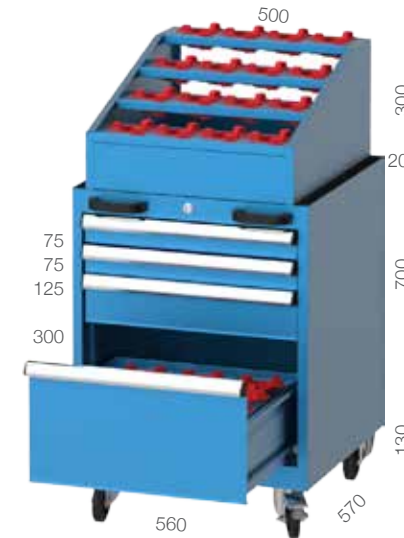


code **2170**

27X27 E



12 pcs CNC holder capacity



code **2750**

code 2750	Size (mm)	Pcs	Kg capacity	Security
CNC Holder	-	28	-	
Drawer	450x450	4	4x80	
Fixed Shelf	-	-	-	
Mobile Shelf	-	-	-	
Cabinet	560x570x700			Central



code **2700**

code 2700	Size (mm)	Pcs	Kg capacity	Security
CNC Holder	-	16	-	
Drawer	450x450	5	5x80	
Fixed Shelf	-	-	-	
Mobile Shelf	-	-	-	
Cabinet	560x570x700			Central



code **2850**


code 2850	Size (mm)	Pcs	Kg capacity	Security
CNC Holder	-	16	-	
Drawer	450x450	1	80	
Fixed Shelf	530x555	1	50	
Mobile Shelf	-	-	-	
Cabinet	560x570x800			Latch



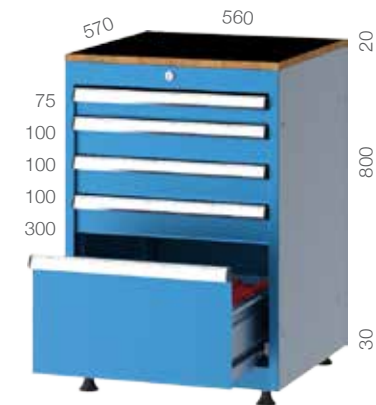
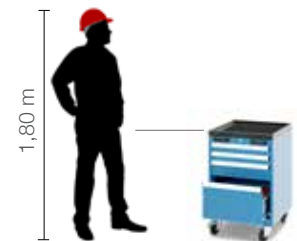

code **2600**

code 2600	Size (mm)	Pcs	Kg capacity	Security
CNC Holder	-	16	-	
Drawer	450x450	3	3x80	
Fixed Shelf	-	-	-	
Mobile Shelf	-	-	-	
Cabinet	560x570x620			Central

27X27 E



12 pcs CNC holder capacity



code **2650**

code 2650	Size (mm)	Pcs	Kg capacity	Security
CNC Holder	-	12	-	
Drawer	450x450	5	5x80	
Fixed Shelf	-	-	-	
Mobile Shelf	-	-	-	
Cabinet	560x570x800			Central



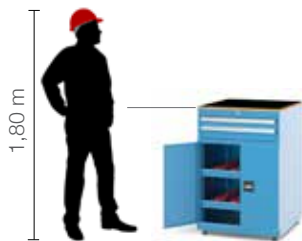
code **2740**

code 2740	Size (mm)	Pcs	Kg capacity	Security
CNC Holder	-	12	-	
Drawer	450x450	4	4x80	
Fixed Shelf	-	-	-	
Mobile Shelf	-	-	-	
Cabinet	560x570x700			Central

36X36 E

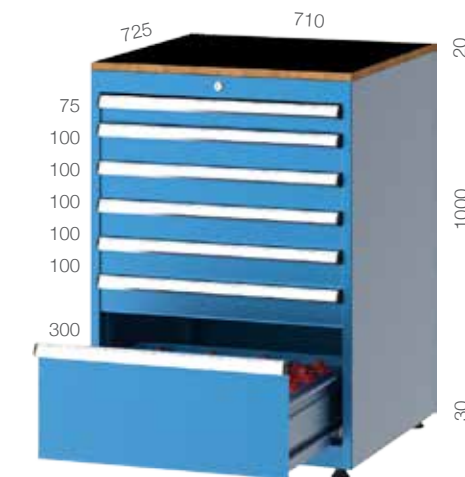


20 Pcs CNC Holder capacity



code **2550**

code 2550	Size (mm)	Pcs	Kg capacity	Security
CNC Holder	-	40	-	
Drawer	600x600	2	2x80	
Fixed Shelf	-	-	-	
Mobile Shelf	600x600	2	2x80	
Cabinet	710x750x1000			Central Latch



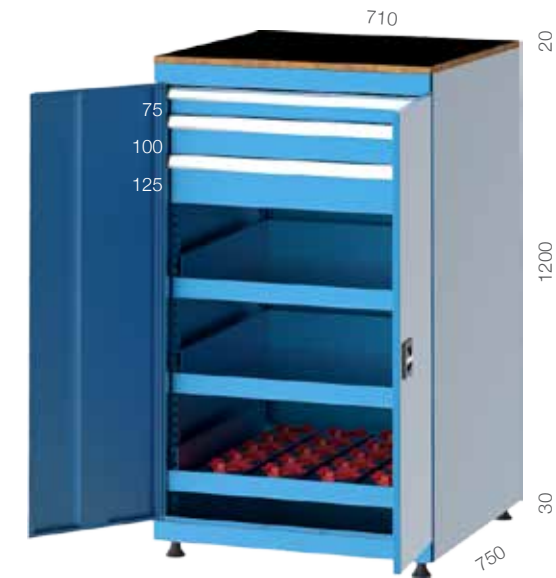
code **2560**

code 2560	Size (mm)	Pcs	Kg capacity	Security
CNC Holder	-	20	-	
Drawer	600x600	7	7x80	
Fixed Shelf	-	-	-	
Mobile Shelf	-	-	-	
Cabinet	710x725x1000			Central

36X36 E



20 Pcs CNC Holder capacity



code **7210**


code 7210	Size (mm)	Pcs	Kg capacity	Security
CNC Holder	-	20	-	
Drawer	600x600	3	3x80	
Fixed Shelf	-	-	-	
Mobile Shelf	600x600	3	3x80	
Cabinet	710x750x1200			Latch



code **7211**

code 7211	Size (mm)	Pcs	Kg capacity	Security
CNC Holder	-	40	-	
Drawer	600x600	3	3x80	
Fixed Shelf	-	-	-	
Mobile Shelf	600x600	2	2x80	
Cabinet	710x750x1200			Latch

27X27 E



12 pcs CNC holder capacity

code 2325	Size (mm)	Pcs	Kg capacity	Security
CNC Holder	-	12	-	
Drawer	450x450	4	4x80	
Fixed Shelf	570x485	2	2x50	
Mobile Shelf	-	-	-	
Cabinet	560x570x700			Central
Frame	1120x570x800+160 35x35x1,5 Box Profile			



code **2325**

code 2326	Size (mm)	Pcs	Kg capacity	Security
CNC Holder	-	12	-	
Drawer	450x450	5	5x80	
Fixed Shelf	530x555	1	50	
Mobile Shelf	-	-	-	
Cabinet	560x570x700	2		Central Latch
Frame	1120x570x760+160 35x35x1,5 Box Profile			



code **2326**


code 2176	Size (mm)	Pcs	Kg capacity	Security
CNC Holder	-	12	-	
Drawer	450x450	5	5x80	
Fixed Shelf	985x375	1	150	
Mobile Shelf	-	-	-	
Cabinet	560x570x800	1		Central
Frame	1700x600x850			



code **2176**



27X27 E



12 pcs CNC holder capacity



code 2350	Size (mm)	Pcs	Kg capacity	Security
CNC Holder	-	12	-	
Drawer	450x450	4	4x80	
Fixed Shelf	570x485	2	2x50	
Mobile Shelf	-	-	-	
Cabinet	560x570x700	1		Central
Pegboard	550x1120x25	1		
Frame	1120x570x800+160 35x35x1,5 Box Profile			



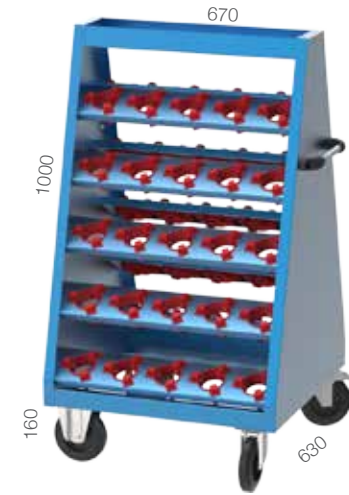

code **2350**

code 2351	Size (mm)	Pcs	Kg capacity	Security
CNC Holder	-	12	-	
Drawer	450x450	5	5x80	
Fixed Shelf	555x530	1	50	
Mobile Shelf	-	-	-	
Cabinet	560x570x700	2		Central Latch
Pegboard	550x1120x25	1		
Frame	1120x570x760+160 35x35x1,5 Box Profile			



code **2351**





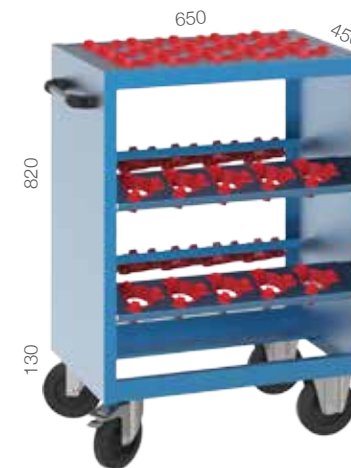
code **2300**

code 2300	Size (mm)	Pcs	Kg capacity	Security
CNC Holder	-	50	-	
Drawer	-	-	-	
Fixed Shelf	-	-	-	
Mobile Shelf	-	-	-	
Cart	670x630x1160	1	300	



code **2250**

code 2250	Size (mm)	Pcs	Kg capacity	Security
CNC Holder	-	15	-	
Drawer	330x500	4	4x50	
Fixed Shelf	-	-	-	
Mobile Shelf	-	-	-	
Cart	600x450x850	1	300	Central



code **2200**


code 2200	Size (mm)	Pcs	Kg capacity	Security
CNC Holder	-	35	-	
Drawer	-	-	-	
Fixed Shelf	-	-	-	
Mobile Shelf	-	-	-	
Cart	650x450x950	-	200	



code **2215**


code 2215	Size (mm)	Pcs	Kg capacity	Security
CNC Holder	-	15	-	
Drawer	330x500	1	50	
Fixed Shelf	450x600	2	2x50	
Mobile Shelf	-	-	-	
Cart	600x450x850	-	200	

code 2755	Size (mm)	Pcs	Kg capacity	Security
CNC Holder	-	16	-	
Drawer	-	-	-	
Fixed Shelf	-	-	-	
Mobile Shelf	-	-	-	
Cart	-	-	-	



code **2755**





INDUSTRIAL CABINETS

- + These are welded, have a stable 1.20 mm steel sheet construction and are electrostatic powder coated.
- + There are 4x rail guide studs inside the cabinets.
- + The silent operating drawers have a load bearing capacity of 80 kg with a single drawing of 98% and there are prefabricated, punched channels in all drawers.
- + It is possible to generate many drawer combinations with drawer heights able to be changed at steps of 25 mm and metal separator suitable for all heights. The E standard of the drawers is 1E=17 mm.
- + The rails are 2.5 mm 6201 zz ball bearing.
- + The doors can be opened by 180° and have an embedded grip, cylindrical safety lock and 2 keys.
- + There are round edged, embedded stripe channel, eloxal aluminium handles and plastic taps on both sides of handles.
- + The shelves have a load bearing capacity of 80 kg and can be adjusted in steps of 25 mm.
- + There M12 screwed ground adjustable chocks installed underneath of cabinets.

COMPUTER OPERATOR CABINETS



Our computer cabinets are suitable for multi-purpose uses with their available alternative sizes. It generates organizing solutions in working environments with standard or special PC monitors and towers at different sizes. The front sides of our cabinets, except our products with the codes 7441-7442, are able to be locked with a single key. There are ventilation holes at the backside of the PC cabinets and beside this a 4x power infeed cable inside the cabinet. The monitor section consists of backward sliding, 3mm transparent plexiglass in a metal frame.

INDUSTRIAL CABINETS



- ✓ Monitor casing with unbreakable plexiglas window
- ✓ Suitable for monitors up to 17"
- ✓ Lower casing lockable semi-cover
- ✓ 4 x socket group with switch
- ✓ Keyboard drawer
- ✓ Ventilation holes for air circulation at the back cover
- ✓ Fan assembly location
- ✓ To the ground adjustable ball joint feet

code **7441**

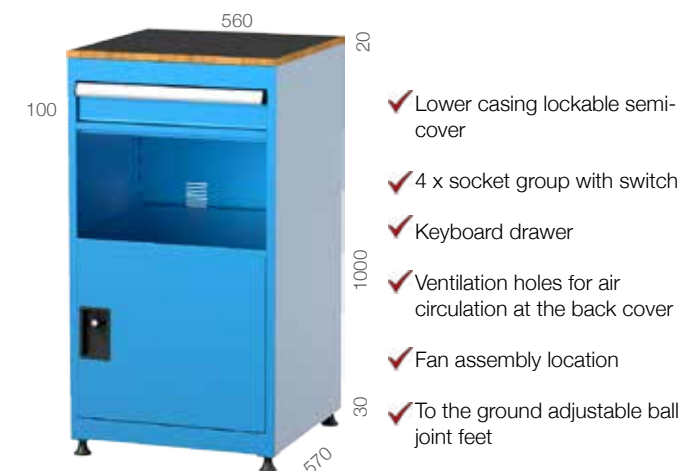
code 7441	Size (mm)	Pcs	Kg capacity	Security
Monitor Case	400x250x340	1	-	
Drawer	450x450	1	80	
Fixed Shelf	530x555	1	50	
Cabinet	560x570x1000	1	-	Latch
Upper Plate	560x570x18 mm Black Laminated Chipboard			



- ✓ Monitor casing with unbreakable plexiglas window
- ✓ Suitable for monitors up to 17"
- ✓ Lower casing lockable cover
- ✓ 4 x socket group with switch
- ✓ Keyboard drawer
- ✓ Ventilation holes for air circulation at the back cover
- ✓ Fan assembly location
- ✓ To the ground adjustable ball joint feet

code **7440**

code 7440	Size (mm)	Pcs	Kg capacity	Security
Monitor Case	400x250x340	1	-	
Drawer	450x450	1	80	
Fixed Shelf	530x555	1	50	
Cabinet	560x570x1000	1	-	Latch
Upper Plate	560x570x18 mm Black Laminated Chipboard			



- ✓ Lower casing lockable semi-cover
- ✓ 4 x socket group with switch
- ✓ Keyboard drawer
- ✓ Ventilation holes for air circulation at the back cover
- ✓ Fan assembly location
- ✓ To the ground adjustable ball joint feet

code **7442**

code 7442	Size (mm)	Pcs	Kg capacity	Security
Monitor Case	-	-	-	
Drawer	450x450	1	80	
Fixed Shelf	530x555	1	50	
Cabinet	560x570x1000	1	-	Latch
Upper Plate	560x570x18 mm Black Laminated Chipboard			

COMPUTER OPERATOR CABINETS



- ✓ Monitor casing with durable plexiglas window
- ✓ Suitable for monitors up to 24"
- ✓ The whole system can be locked with the cover at the lower casing
- ✓ 4x socket group with switch and cable passage apparatus
- ✓ Keyboard drawer with retractable mouse pad
- ✓ Ventilation holes for air circulation at the back cover
- ✓ Fan assembly location
- ✓ To the ground adjustable ball joint feet

code **7430**

code 7430	Size (mm)	Pcs	Kg capacity	Security
Monitor Case	555x750x400	1	-	
Drawer	600x600	1	80	
Mobile Shelf	600x600	1	50	
Cabinet	710x750x1400	1	-	Latch



- ✓ Monitor casing with durable plexiglas window
- ✓ Suitable for monitors up to 17"
- ✓ The whole system can be locked with the cover at the lower casing
- ✓ 4x socket group with switch and cable passage apparatus
- ✓ Keyboard drawer with retractable mouse pad
- ✓ Ventilation holes for air circulation at the back cover
- ✓ Fan assembly location
- ✓ To the ground adjustable ball joint feet

code **7425**

code 7425	Size (mm)	Pcs	Kg capacity	Security
Monitor Case	405x570x320	1	-	
Drawer	450x450	1	80	
Fixed Shelf	555x530	1	50	
Cabinet	560x570x1400	1	-	Latch



code 7420	Size (mm)	Pcs	Kg capacity	Security
Monitor Case	400x555x500	1	-	
Drawer	600x600	1	80	
Fixed Shelf	450x985	1	100	
Mobile Shelf	600x600	1	80	Latch
Cabinet	750x710x1400	1		
Pegboard	1120x550			
Upper Plate	1120x700x25mm MDF			
Frame	1120x700x850+550			

code **7420**

- ✓ Monitor casing with durable plexiglas window
- ✓ Suitable for monitors up to 24"
- ✓ The whole system can be locked with the cover at the lower casing
- ✓ 4x socket group with switch and cable passage apparatus
- ✓ Keyboard drawer with retractable mouse pad
- ✓ Ventilation holes for air circulation at the back cover
- ✓ Fan assembly location
- ✓ To the ground adjustable ball joint feet



code 7422	Size (mm)	Pcs	Kg capacity	Security
Monitor Case	400x250x340	1	-	
Drawer	450x450	1	80	
Fixed Shelf	530x555	1	50	
Mobile Shelf	-	-	-	Latch
Cabinet	560x570x1500	1		
Pegboard	-			
Upper Plate	1700x600x25mm MDF			
Frame	1700x600x850			

code **7422**

- ✓ Monitor casing with durable plexiglas window
- ✓ Suitable for monitors up to 17"
- ✓ The whole system can be locked with the cover at the lower casing
- ✓ 4x socket group with switch and cable passage apparatus
- ✓ Ventilation holes for air circulation at the back cover
- ✓ Fan assembly location
- ✓ To the ground adjustable ball joint feet



code **7435**

- ✓ Monitor casing with durable plexiglas window
- ✓ Suitable for monitors up to 17"
- ✓ The whole system can be locked with the cover at the lower casing
- ✓ 4x socket group with switch and cable passage apparatus
- ✓ Keyboard drawer
- ✓ Ventilation holes for air circulation at the back cover
- ✓ Fan assembly location
- ✓ To the ground adjustable ball joint feet
- ✓ Rear Panel

code 7435	Size (mm)	Pcs	Kg capacity	Security
Monitor Case	400x250x340	1	-	
Drawer	450x900	1	80	
Fixed Shelf	530x940	1	120	
Mobile Shelf	-	-	-	
Cabinet	1010x570x1000	1		Latch
Pegboard	450x700			
Upper Plate	1010x570x18mm Black Laminated Chipboard			



code **7445**


- ✓ Monitor casing with durable plexiglas window
- ✓ Suitable for monitors up to 17"
- ✓ The whole system can be locked with the cover at the lower casing
- ✓ 4x socket group with switch and cable passage apparatus
- ✓ Keyboard drawer
- ✓ Inclined writing desk
- ✓ Rear Panel
- ✓ Ventilation holes for air circulation at the back cover
- ✓ Fan assembly location
- ✓ To the ground adjustable ball joint feet

code 7445	Size (mm)	Pcs	Kg capacity	Security
Monitor Case	400x250x340	1	-	
Drawer	450x450	2	2x80	
Fixed Shelf	530x555	2	2x50	
Mobile Shelf	-	-	-	
Cabinet	560x570x1000	2		Latch
Pegboard	560x500			
Upper Plate	570x560x18mm Black Laminated Chipboard			



27X27 E

36X36 E



code **7083**

code 7083	Size (mm)	Pcs	Kg capacity	Security
Drawer	600x600	1	80	
Fixed Shelf	685x705	1	50	
Cabinet	710x725x800	1	-	Latch
Upper Plate	710x725x18mm Black Laminated Chipboard			



code **5110**

code 5110	Size (mm)	Pcs	Kg capacity	Security
Drawer	450x450	2	2x80	
Fixed Shelf	-	-	-	
Mobile Shelf	450x450	2	2x80	
Cabinet	560x600x1000	1	-	Central Latch
Upper Plate	560x570x18mm Black Laminated Chipboard			



code **5150**

code 5150	Size (mm)	Pcs	Kg capacity	Security
Drawer	450x450	2	2x80	
Fixed Shelf	-	-	-	
Mobile Shelf	450x450	2	2x80	
Cabinet	560x600x1000	1	-	Central Latch
Upper Plate	Inclined writing desk			



code **7215**


code 7215	Size (mm)	Pcs	Kg capacity	Security
Drawer	600x600	3	3x80	
Fixed Shelf	-	-	-	
Mobile Shelf	600x600	3	3x80	
Cabinet	710x750x1200	1		Latch
Upper Plate	710x750x18mm Black Laminated Chipboard			



code **7110**

code 7110	Size (mm)	Pcs	Kg capacity	Security
Drawer	600x600	2	2x80	
Fixed Shelf	-	-	-	
Mobile Shelf	600x600	3	3x80	
Cabinet	710x750x1000	1	-	Central Latch
Upper Plate	710x750x18mm Black Laminated Chipboard			

27X27 E



Our foreman cabinet models provide you a comfortable and ergonomic usage with their alternative models. According to the demand can w/ pegboard (6720), sloping top with damper (6715), or plane upper surface (6710) be preferred.



code **6715**

code 6715	Size (mm)	Pcs	Kg capacity	Security
Drawer	450x450	1	80	
Fixed Shelf	530x555	1	50	
Mobile Shelf	-	-	-	
Cabinet	560x570x1000	1	-	Latch
Upper Plate	Inclined writing desk			



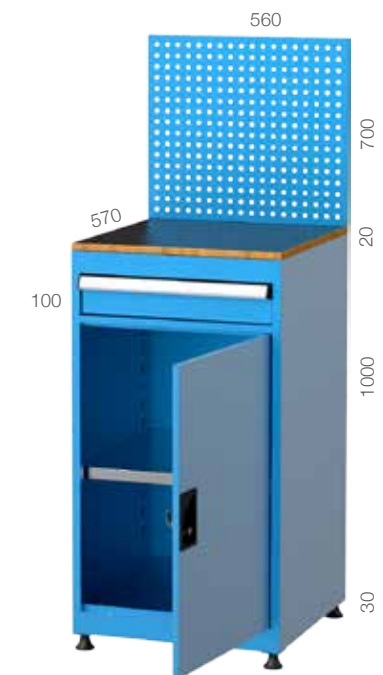
code **6800**

code 6800	Size (mm)	Pcs	Kg capacity	Security
Drawer	450x450	1	80	
Fixed Shelf	530x555	1	50	
Mobile Shelf	-	-	-	
Cabinet	560x570x800	1	-	Latch
Upper Plate	560x570x18mm Black Laminated Chipboard			



code **6710**


code 6710	Size (mm)	Pcs	Kg capacity	Security
Drawer	450x450	1	80	
Fixed Shelf	530x555	1	50	
Mobile Shelf	-	-	-	
Cabinet	560x570x1000	1	-	Latch
Upper Plate	560x570x18mm Black Laminated Chipboard			



code **6720**

code 6720	Size (mm)	Pcs	Kg capacity	Security
Drawer	450x450	1	80	
Fixed Shelf	530x555	1	50	
Pegboard	560x700	1	-	
Cabinet	560x570x1000	1	-	Latch
Upper Plate	560x570x18mm Black Laminated Chipboard			

27X54 E



27X18 E



27X27 E



These are designed as a drawer or shelf group with 3 separate sections, suitable for different usage purposes in the same cabin. The advantage of this model is that it can be used for different usage purposes by the varying sizes of the drawers. The shelf heights of the cabinets can be adjusted according to the demand. Beside this, there are M12 to the ground adjustable ball joint feet and latches are used at the doors.



code **6321**

code 6321	Size (mm)	Pcs	Kg capacity	Security
Drawer 1	450x450	3	3x80	
Drawer 2	300x450	3	3x80	
Drawer 3	-	-	-	
Fixed Shelf	530x940	1	120	
Cabinet	1010x615x1200			Latch



code **6316**

code 6316	Size (mm)	Pcs	Kg capacity	Security
Drawer 1	450x450	3	3x80	
Drawer 2	300x450	3	3x80	
Drawer 3	-	-	-	
Fixed Shelf	530x940	1	120	
Cabinet	1010x615x1200			Latch



code **6213**

code 6213	Size (mm)	Pcs	Kg capacity	Security
Drawer 1	-	-	-	
Drawer 2	-	-	-	
Drawer 3	-	-	-	
Fixed Shelf	530x940	3	3x120	
Cabinet	1010x615x1200			Latch



code **6311**

code 6311	Size (mm)	Pcs	Kg capacity	Security
Drawer 1	450x450	3	3x80	
Drawer 2	300x450	3	3x80	
Drawer 3	900x450	1	1x80	
Fixed Shelf	530x940	1	120	
Cabinet	1010x615x1200			Latch



code **6214**



code 6214	Size (mm)	Pcs	Kg capacity	Security
Drawer 1	-	-	-	
Drawer 2	-	-	-	
Drawer 3	900x450	3	3x80	
Fixed Shelf	530x940	3	3x120	
Cabinet	1010x615x1200			Latch



code **6219**

code 6219	Size (mm)	Pcs	Kg capacity	Security
Drawer 1	-	-	-	
Drawer 2	-	-	-	
Drawer 3	900x450	3	3x80	
Fixed Shelf	530x940	2	2x120	
Cabinet	1010x615x1200			Latch

27X54 E




code **6077**

code 6077	Size (mm)	Pcs	Kg capacity	Security
■ Pegboard 1	900x1000	1	-	
■ Pegboard 2	800x300	2	-	
Drawer	900x450	1	80	
Fixed Shelf	530x940	1	120	
Cabinet	570x1010x1930			Latch



code **6073**


code 6073	Size (mm)	Pcs	Kg capacity	Security
■ Pegboard 1	900x1000	1	-	
■ Pegboard 2	800x300	2	-	
Drawer	-	-	-	
Fixed Shelf	530x940	1	120	
Cabinet	1010x570x1730			Latch



code **6075**

code 6075	Size (mm)	Pcs	Kg capacity	Security
■ Pegboard 1	900x1000	1	-	
■ Pegboard 2	800x300	2	-	
Drawer	900x450	6	6x80	
Fixed Shelf				
Cabinet	1010x570x1730			Latch Central

27X54 E



code **6211**

code 6211	Size (mm)	Pcs	Kg capacity	Security
Drawer	-	-	-	
Fixed Shelf	530x940	5	5x120	
Cabinet	1010x615x2000			Latch



code **6216**

code6216	Size (mm)	Pcs	Kg capacity	Security
Drawer	900x450	3	3x80	
Fixed Shelf	530x940	4	4x120	
Cabinet	1010x615x2000			Latch



code **6217**

code6217	Size (mm)	Pcs	Kg capacity	Security
Drawer	900x450	6	6x80	
Fixed Shelf	530x940	4	4x120	
Cabinet	1010x615x2000			Latch

code6212	Size (mm)	Pcs	Kg capacity	Security
Drawer	900x450	2	2x80	
Fixed Shelf	530x940	4	4x120	
Cabinet	1010x615x2000			Latch



code **6215**



code **6250**



code **6212**

27X54 E



code **6185**

code 6185	Size (mm)	Pcs	Kg capacity	Security
■ Pegboard 1	945x600	1	-	
■ Pegboard 2	500x600	2	-	
■ Pegboard 3	300x1825	2	-	
Drawer	900x450	2	2x80	
Fixed Shelf	530x940	3	3x120	
Cabinet	1010x615x2000			Latch



code **6190**

code 6190	Size (mm)	Pcs	Kg capacity	Security
■ Pegboard 1	945x600	1	-	
■ Pegboard 2	500x600	2	-	
■ Pegboard 3	300x1825	2	-	
Drawer	900x450	4	4x80	
Fixed Shelf	530x940	2	2x120	
Cabinet	1010x615x2000			Latch



code **6195**


code 6195	Size (mm)	Pcs	Kg capacity	Security
■ Pegboard 1	945x600	1	-	
■ Pegboard 2	500x600	2	-	
■ Pegboard 3	300x1825	2	-	
Drawer	-	-	-	
Fixed Shelf	530x940	4	4x120	
Cabinet	1010x615x2000			Latch



code **6180**

code 6180	Size (mm)	Pcs	Kg capacity	Security
■ Pegboard 1	945x600	1	-	
■ Pegboard 2	500x600	2	-	
■ Pegboard 3	300x1825	2	-	
Drawer	900x450	3	3x80	
Fixed Shelf	530x940	2	2x120	
Cabinet	1010x615x2000			Latch

27X54 E



code **6930**

code 6930	Size (mm)	Pcs	Kg capacity	Security
■ Pegboard 1	945x600	1	-	
■ Pegboard 2	500x600	2	-	
■ Pegboard 3	-	-	-	
Drawer	900x450	3	3x80	
Fixed Shelf	530x940	2	2x120	
Cabinet	1010x615x2000			Latch



code **6920**

12 Pcs A-400 LinBin

code 6920	Size (mm)	Pcs	Kg capacity	Security
■ Pegboard 1	945x600	1	-	
■ Pegboard 2	500x600	2	-	
■ Pegboard 3	300x1825	2	-	
Drawer	-	-	-	
Fixed Shelf	530x940	4	4x120	
Cabinet	1010x615x2000			Latch



code **6925**


code 6925	Size (mm)	Pcs	Kg capacity	Security
■ Pegboard 1	945x600	1	-	
■ Pegboard 2	500x600	2	-	
■ Pegboard 3	300x1825	2	-	
Drawer	900x450	11	11x80	
Fixed Shelf	530x940	1	120	
Cabinet	1010x615x2000			Latch



code **6935**

code 6935	Size (mm)	Pcs	Kg capacity	Security
■ Pegboard 1	945x600	1	-	
■ Pegboard 2	500x600	2	-	
■ Pegboard 3	-	-	-	
Drawer	900x450	11	11x80	
Fixed Shelf	530x940	1	120	
Cabinet	1010x615x2000			Latch

27X54 E



27X18 E



27X27 E



code **6120**

code 6120	Size (mm)	Pcs	Kg capacity	Security
Drawer 1	450x450	3	3x80	
Drawer 2	300x450	3	3x80	
Drawer 3	900x450	2	2x80	
Fixed Shelf	530x940	3	3x120	
Cabinet	1010x615x2000			Latch



code **6186**

code 6186	Size (mm)	Pcs	Kg capacity	Security
Drawer 1	450x450	3	3x80	
Drawer 2	300x450	3	3x80	
Pegboard 1	945x600	1	-	
Pegboard 2	500x600	2	-	
Pegboard 3	300x1825	2	-	
Fixed Shelf	530x940	3	3x120	
Cabinet	1010x615x2000			Latch



code **6187**

code 6187	Size (mm)	Pcs	Kg capacity	Security
Drawer 1	450x450	3	3x80	
Drawer 2	300x450	3	3x80	
Drawer 3	900x450	2	2x80	
Pegboard 1	945x600	1	-	
Pegboard 2	500x600	2	-	
Pegboard 3	300x1825	2	-	
Fixed Shelf	530x940	2	2x120	
Cabinet	1010x615x2000			Latch



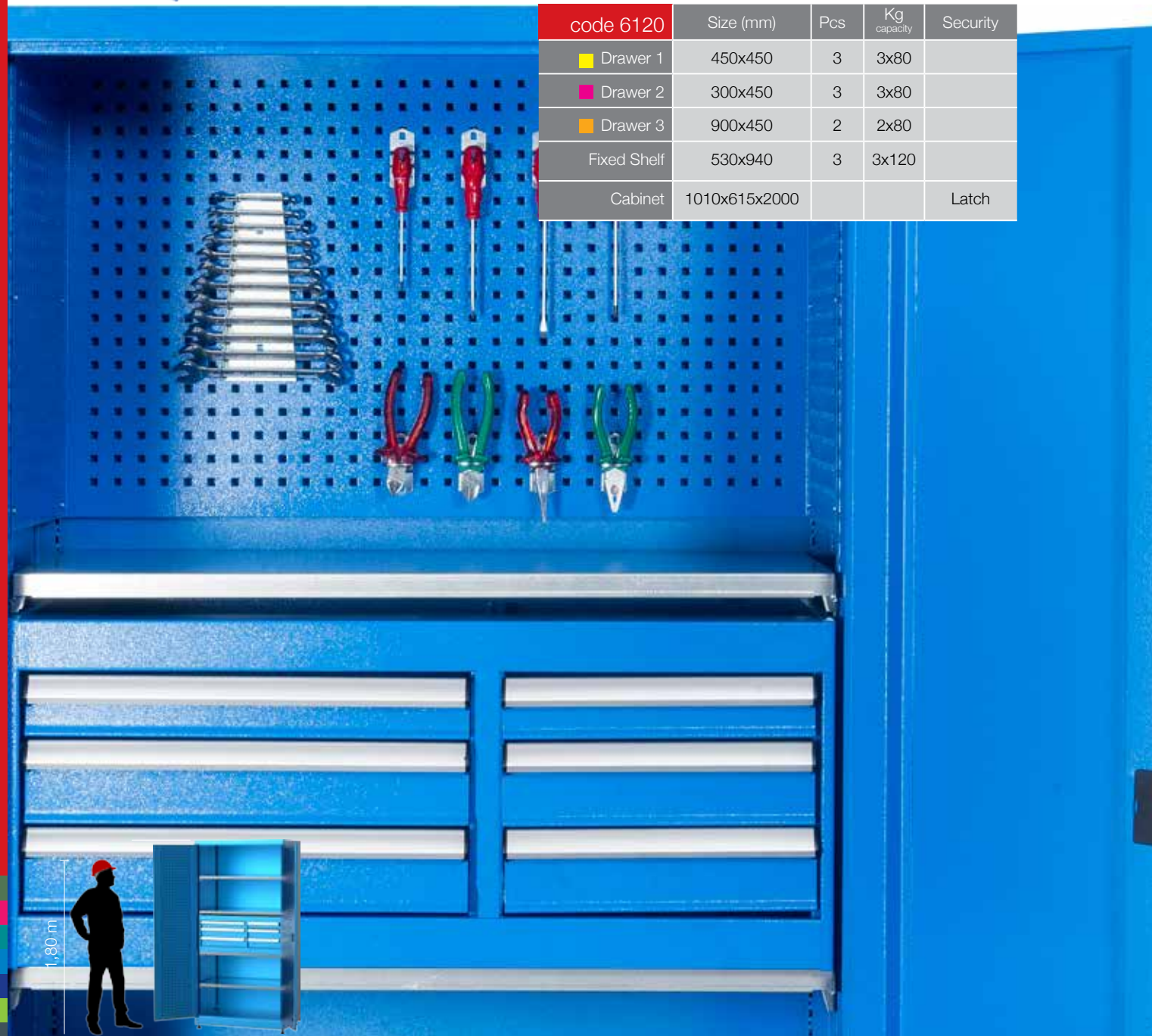
code **6110**

code 6110	Size (mm)	Pcs	Kg capacity	Security
Drawer 1	450x450	3	3x80	
Drawer 2	300x450	3	3x80	
Pegboard 3	300x1825	2	-	
Fixed Shelf	530x940	4	4x120	
Cabinet	1010x615x2000			Latch




code **6115**

code 6115	Size (mm)	Pcs	Kg capacity	Security
Drawer 1	450x450	3	3x80	
Drawer 2	300x450	3	3x80	
Fixed Shelf	530x940	4	4x120	
Cabinet	1010x615x2000			Latch



27X54 E



code **6911**

LinBin
40 Pcs A-100
24 Pcs A-200

code 6911	Size (mm)	Pcs	Kg capacity	Security
Drawer	900x450	9	9x80	
Fixed Shelf	530x940	1	120	
Cabinet	1010x615x2000			Latch



code **6910**

LinBin
40 Pcs A-100
14 Pcs A-150
18 Pcs A-200
9 Pcs HPAV-27

code 6910	Size (mm)	Pcs	Kg capacity	Security
Drawer	-	-	-	
Fixed Shelf	530x940	3	3x120	
Cabinet	1010x615x2000			Latch



code **6903**

LinBin
14 Pcs A-150
5 Pcs A-250
3 Pcs A-400
6 Pcs HPAV-27

code 6903	Size (mm)	Pcs	Kg capacity	Security
Drawer	900x450	3	3x80	
Fixed Shelf	530x940	4	4x120	
Cabinet	1010x615x2000			Latch



code **6906**

LinBin
40 Pcs A-100
14 Pcs A-150
18 Pcs A-200
3 Pcs A-400
3 Pcs HPAV-27

code 6906	Size (mm)	Pcs	Kg capacity	Security
Drawer	900x450	3	3x80	
Fixed Shelf	530x940	3	3x120	
Cabinet	1010x615x2000			Latch

LINBINS



27X54 E



code **6904**

Linbin
40 pcs A-100
14 pcs A-150
6 pcs A-400
10 pcs A-250



code **6905**

Linbin
40 pcs A-100
14 pcs A-150
6 pcs HPAV-27
10 pcs A-250

code 6904	Size (mm)	Pcs	Kg capacity	Security
Drawer	900x450	3	3x80	
Fixed Shelf	530x940	3	3x120	
Cabinet	1010x615x2000			Latch

code 6905	Size (mm)	Pcs	Kg capacity	Security
Drawer	900x450	3	3x80	
Fixed Shelf	530x940	3	3x120	
Cabinet	1010x615x2000			Latch

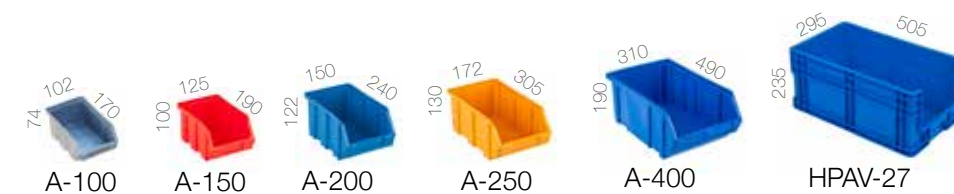


code **6902**

Linbin
14 pcs A-150
18 pcs A-200
3 pcs A-400
3 pcs HPAV-27

code 6902	Size (mm)	Pcs	Kg capacity	Security
Pegboard	300x1825	2	-	
Drawer	900x450	3	3x80	
Fixed Shelf	530x940	3	3x120	
Cabinet	1010x615x2000			Latch

LINBINS





CHEMICAL STORAGE CABINETS



- + These are wing-door cabinets.
- + They are used for the storage of chemical and liquid materials (not for flammable or explosive materials).
- + The housing is made of 1,20 mm sheet (7465 and 7470) or 0,80 mm sheet (7455 and 7460). Welded, stable steel construction, electrostatic powder coated.
- + Height adjustable shelves.
- + 3 point locked, secure, qualitative locking system.
- + The cabinet doors have a perforated area for air ventilation. The doors are openable by 180 degrees.
- + The cabinets with the code No. 7460 and 7470 include a mobile shelf and a 30 mm steel grid at the bottom.
- + There is an oil collection tray at the very bottom of the cabinets. The shelves have a bearing capacity of 80 kg.
- + The shelves at the cabinets with the code No. 7455 and 7460 are the shelves bent up like a pool and are tight, the shelves have a bearing capacity of 60 kg.
- + All cabinets have M12 screw ball joints at the bottom for ground adjustment.





At present, new chemicals enter into our working environment every day due to factors like production easiness and speed. And we designed with regards to this, setting off from the idea to provide a benefit for our users, special chemical storage cabinets in order to store and keep safe the chemicals used at the work places. Our chemical storage cabinets are rather designed in order to prevent an overflow, a spillage of chemical liquids than storing flammable and explosive materials. Our priority was to prevent a harm to the environment due to the chemicals used at the work place and particularly their mixing with fresh water. Therefore, we have bent the shelves of our cabinets upwards in a pool shape. We have added an oil collection tray at the very bottom at our models with drawers. At the cart models, we have welded a pool and a discharge tap at the bottom.



code **7470**

code 7470	Size (mm)	Pcs	Kg capacity	Security
Mobile Shelf	900x450	4	4x80	
Oil Collection Tray	530x940	1	-	
Cabinet	1010x615x2000			Latch



code **7455**

code 7455	Size (mm)	Pcs	Kg capacity	Security
Fixed Pool Shelf	915x395x30	5	5x80	
Oil Collection Tray	-	-	-	
Cabinet	920x450x2000			Latch



code **7460**

code 7460	Size (mm)	Pcs	Kg capacity	Security
Fixed Pool Shelf	915x395x30	3	3x80	
Oil Collection Tray	-	-	-	
Cabinet	920x450x1200			Latch




code **7465**

code 7465	Size (mm)	Pcs	Kg capacity	Security
Mobile Shelf	900x450	2	2x80	
Oil Collection Tray	530x940	1	-	
Cabinet	1010x615x1200			Latch



code **7480**



code **7485**



FIRE EQUIPMENT CABINETS




code **7490**




According to the Occupational Health and Safety Code, there need to be efficient and sufficient fire extinguishing equipment at the workplace depending on the size of the business, the nature of the works, the chemical and physical properties of the materials used and the number of the employees. Beside this, the code mandates that the fire extinguishing equipment shall be placed to visible and accessible locations and that there are no obstacles in front of them. Our fire equipment cabinets with 180 degree openable doors, height adjustable shelves, and international standards complying red colour will ensure the instant access of the employees to the equipments in an emergency case.



MATERIAL CABINETS

- + These are wing-door material cabinets.
- + These are welded, have a stable 0.80 mm steel sheet construction and are electrostatic powder coated.
- + There are 4 rail guide studs inside the cabinets.
- + There are according to the ground adjustable M12 screwed chocks.
- + The doors can be opened by 180° and can also be ordered in plexiglas.
- + The shelves have a load bearing capacity of 80 kg and can be adjusted in steps of 50 mm and may be divided with separators if required.
- + These can be ordered with peg board, drawer module or LINBINS inside.
- + They have an embedded grip and cylindrical safety lock, 2 keys.



code **6510**

18 pcs A-250 Linbin

code 6510	Size (mm)	Pcs	Kg capacity	Security
Fixed Shelf	325x1195x30	2	2x75	
Cabinet	1200x400x1200			Pr. cylinder lock



code **6525**

code 6525	Size (mm)	Pcs	Kg capacity	Security
Fixed Shelf	325x1195x30	2	2x75	
Cabinet	1200x400x1200			Pr. cylinder lock



code **6545**

18 pcs A-250 Linbin

code 6545	Size (mm)v	Pcs	Kg capacity	Security
Fixed Shelf	325x1195x30	2	2x75	
Cabinet	1200x400x1200			Pr. cylinder lock



code **6535**

code 6535	Size (mm)	Pcs	Kg capacity	Security
Fixed Shelf	325x1195x30	3	3x75	
Cabinet	1200x400x1200			Pr. cylinder lock



code **6555**

code 6555	Size (mm)	Pcs	Kg capacity	Security
Fixed Shelf	325x1195x30	2	2x75	
Cabinet	1200x400x1200			Pr. cylinder lock



code **6565**

code 6565	Size (mm)	Pcs	Kg capacity	Security
Fixed Shelf	325x1195x30	3	3x75	
Cabinet	1200x400x1200			Pr. cylinder lock




code **6500** 42 pcs A-250 Linbin

code 6500	Size (mm)	Pcs	Kg capacity	Security
Fixed Shelf	325x1195x30	6	6x75	
Cabinet	1200x400x1950			Pr. cylinder lock



code **6530**

code 6530	Size (mm)	Pcs	Kg capacity	Security
Fixed Shelf	325x1195x30	6	6x75	
Cabinet	1200x400x1950			Pr. cylinder lock



code **6540** 42 pcs A-250 Linbin


code 6540	Size (mm)	Pcs	Kg capacity	Security
Fixed Shelf	325x1195x30	6	6x75	
Cabinet	1200x400x1950			Pr. cylinder lock



code **6550**

code 6550	Size (mm)	Pcs	Kg capacity	Security
Fixed Shelf	325x1195x30	4	4x75	
Cabinet	1200x400x1950			Pr. cylinder lock

- ✓ No space occupying sliding doors
- ✓ Suitable for narrow spaces
- ✓ The doors have embedded grips
- ✓ The doors are equipped with silent operating bearings
- ✓ Transparent plexiglas can be used at the doors
- ✓ The shelf heights can be adjusted in steps of 50 mm
- ✓ There are ball joint feet at the bottom
- ✓ The bottom plates are made of galvanized steel




code **6515**

code 6515	Size (mm)	Pcs	Kg capacity	Security
Fixed Shelf	325x1195x30	1	75	
Cabinet	1200x400x800			Pr. cylinder lock



code **6520**

code 6520	Size (mm)	Pcs	Kg capacity	Security
Fixed Shelf	325x1195x30	4	4x75	
Cabinet	1200x400x1950			Pr. cylinder lock



code **6560**


code 6560	Size (mm)	Pcs	Kg capacity	Security
Fixed Shelf	325x1195x30	6	6x75	
Cabinet	1200x400x1950			Pr. cylinder lock



code **6551**

code 6551	Size (mm)	Pcs	Kg capacity	Security
Fixed Shelf	325x1195x30	4	4x75	
Cabinet	1200x400x1950			Pr. cylinder lock





The storage, care and security of tools, spare parts and consumables is very important at production lines. To find that what you search immediately saves time and increases the efficiency. As KOÇEL A.Ş., we have paid attention at the production of material cabinets on that they are multifunctional and modular. You can use our cabinets as a material cabinet, tool cabinet, spare parts' cabinet or file cabinet and you can collect all in one cabinet according to your need. When one day, your subject or business field should change, you can continue using our cabinets according to your new production.



code **6230**

code 6230	Size (mm)	Pcs	Kg capacity	Security
Pegboard	915x585	1	-	
Drawer	-	-	-	
Fixed Shelf	395x915	5	5x75	
Cabinet	450x920x2000			Latch



7 pcs A-150 Linbin



code **6240**

code 6240	Size (mm)	Pcs	Kg capacity	Security
Pegboard	-	-	-	
Drawer	730x300	3	3x30	
Fixed Shelf	395x915	5	5x75	
Cabinet	450x920x2000			Latch




code **6225**

code 6225	Size (mm)	Pcs	Kg capacity	Security
Pegboard	-	-	-	
Drawer	-	-	-	
Fixed Shelf	395x915	7	7x75	
Cabinet	450x920x2000			Latch



code **6235**

code 6235	Size (mm)	Pcs	Kg capacity	Security
Pegboard	-	-	-	
Drawer	-	-	-	
Fixed Shelf	395x915	4	4x75	
Cabinet	450x920x2000			Latch



code **6285**

7 pcs A-150 Linbin
25 pcs A-250 Linbin

code 6285	Size (mm)	Pcs	Kg capacity	Security
Pegboard	915x585	1	-	
Drawer	-	-	-	
Fixed Shelf	395x915	5	5x75	
Cabinet	450x920x2000			Latch



code **6270**

20 pcs A-250 Linbin

code 6270	Size (mm)	Pcs	Kg capacity	Security
Pegboard	-	-	-	
Drawer	730x300	3	3x30	
Fixed Shelf	395x915	6	6x75	
Cabinet	450x920x2000			Latch



code **6286**

7 pcs A-150 Linbin

code 6286	Size (mm)	Pcs	Kg capacity	Security
Pegboard	915x585	1	-	
Drawer	730x300	3	3x30	
Fixed Shelf	395x915	4	4x75	
Cabinet	450x920x2000			Latch



code **6280**

7 pcs A-150 Linbin

code 6280	Size (mm)	Pcs	Kg capacity	Security
Pegboard	915x585	1	-	
Drawer	730x300	3	3x30	
Fixed Shelf	395x915	4	4x75	
Cabinet	450x920x2000			Latch



code **6150**

code 6150	Size (mm)	Pcs	Kg capacity	Security
Pegboard	-	-	-	
Drawer	-	-	-	
Fixed Shelf	395x915	3	3x75	
Cabinet	450x920x1200			Latch



code **6140**

code 6140	Size (mm)	Pcs	Kg capacity	Security
Pegboard	-	-	-	
Drawer	730x300	3	3x30	
Fixed Shelf	395x915	3	3x75	
Cabinet	450x920x1200			Latch



code **6290**

code 6290	Size (mm)	Pcs	Kg capacity	Security
Pegboard	-	-	-	
Drawer	-	-	-	
Fixed Shelf	395x915	5	5x75	
Cabinet	450x920x2000			Latch



code **6295**

code 6295	Size (mm)	Pcs	Kg capacity	Security
Pegboard	-	-	-	
Drawer	730x300	3	3x30	
Fixed Shelf	395x915	5	5x75	
Cabinet	450x920x2000			Latch



code **6246**

code 6246	Size (mm)	Pcs	Kg capacity	Security
Pegboard	-	-	-	
Drawer	-	-	-	
Fixed Shelf	395x915	2	2x75	
Cabinet	450x920x1200			Latch



code **6155**

code 6155	Size (mm)	Pcs	Kg capacity	Security
Pegboard	-	-	-	
Drawer	-	-	-	
Fixed Shelf	395x915	5	5x75	
Cabinet	450x920x1200			Latch

This product has 15 pcs separators.



code **6255**

code 6255	Size (mm)	Pcs	Kg capacity	Security
Pegboard	-	-	-	
Drawer	-	-	-	
Fixed Shelf	395x915	7	7x75	
Cabinet	450x920x2000			Latch

This product has 21 pcs separators.





code **6236**

code 6236	Size (mm)	Pcs	Kg capacity	Security
Pegboard	-	-	-	
Drawer	-	-	-	
Fixed Shelf	395x915	4	4x75	
Cabinet	450x920x2000			Latch



code **6226**

code 6226	Size (mm)	Pcs	Kg capacity	Security
Pegboard	-	-	-	
Drawer	-	-	-	
Fixed Shelf	395x915	7	7x75	
Cabinet	450x920x2000			Latch



code **6231**

7 pcs A-150 Linbin

code 6231	Size (mm)	Pcs	Kg capacity	Security
Pegboard	915x585	1	-	
Drawer	-	-	-	
Fixed Shelf	395x915	5	5x75	
Cabinet	450x920x2000			Latch




code **6237**

code 6237	Size (mm)	Pcs	Kg capacity	Security
Pegboard	-	-	-	
Drawer	-	-	-	
Fixed Shelf	395x915	4	4x75	
Cabinet	450x920x2000			Latch

At the products of this group is 3mm transparent plexiglas used with regards to usage easiness at your 5S compliance works.



- 5S
- SEIRI (SORTING)
- SEITON (ORGANIZING)
- SEISO (CLEANING)
- SEIKETSU (STANDARDIZATION)
- SHITSUKE (SUSTAINMENT and DEVELOPMENT)




HANGER FILE CABINETS

At the design of the file and folder cabinets, our aim was to ensure that you can store your files, official or important documents easily and orderly and thus not experience any document loss problems.

We have produced card index cabinets for your hanging files, file cabinets with doors for your folders, cabinets with sliding doors for our customers with limited space, without door distance, compact railed archive cabinets for our customers working intensively with documents and are not able to perform a separate archiving.

In addition, these types are shaped according to the needs: card index cabinets with 2 to 5 drawers, file cabinets up to 1200mm and 2000mm, and compact systems according to your space and the amount of your files are only some of these.



- ✓ File cabinets with hangers can be used for archiving documents, provide a fast and rapid access to them.
- ✓ These are welded, 0.70 sheet constructions and electrostatic powder coated.
- ✓ They have single row drawers for DIN A4.
- ✓ They are pressure operated, central locked and have 2 keys.



COMPACT ARCHIVE CABINETS



Tripple Compact Archive System w/ Flywheel




Single Compact Archive System w/ Flywheel



Double Compact Archive System w/ Flywheel



CODE	SIZE (Cm)	MATERIAL TYPE	WEIGHT	BEARING CAPACITY	FILE CAPACITY
6604	100x62x217h	Single, w/ Flywheel, w/ Door, Bi-Directional	150	800	120
6605	100x60x217h	Single, w/ Flywheel, w/o Door, Bi-Directional	140	800	120
6606	100x60x217h	Single, w/o Door, Bi-Directional, Fully Fixed	135	800	120
6607	100x30x217h	Single, w/o Door, Bi-Directional, Semi-Fixed	60	400	60
6608	200x62x217h	Double, w/ Flywheel, w/ Door, Bi-Directional	350	1600	240
6609	200x60x217h	Double, w/ Flywheel, w/o Door, Bi-Directional	210	1600	240
6610	200x60x217h	Double, w/o Door, Bi-Directional, Fully Fixed	200	1600	240
6611	200x30x217h	Double, w/o Door, Bi-Directional, Semi-Fixed	105	800	120
6612	300x62x217h	Triple, w/ Flywheel, w/ Door, Bi-Directional	360	2400	360
6613	300x60x217h	Triple, w/ Flywheel, w/o Door, Bi-Directional	300	2400	360
6614	300x60x217h	Triple, w/o Door, Bi-Directional, Fully Fixed	290	2400	360
6615	300x30x217h	Triple, w/o Door, Bi-Directional, Semi-Fixed	150	1200	180



Even if the models may vary, the usage purpose of PPE lockers in offices, at the production, in refectories or gyms is the same. While those in the production prefer full height cabinets or semi-door cabinets, small square cabinets are preferred for personal equipment or protective materials. We have produced narrow cabinets for limited spaces, aesthetic advantage providing Z type cabinets, cabinets with sloping tops in order to prevent in a bad look resulting storage of unnecessary equipments on the cabinets, 2 partitioned cabinets with a single door for a separate storage of dirty and clean goods, and cabinets with sitting banks where the personnel can change their clothes by sitting. Our aim is to prevent a chaotic and bad look at your business place and create clean and tidy personnel areas. You can prefer all our cabinets with key lock, padlock or pin lock. It is possible to add a mirror holder, towel holder or soap holder upon demand.

PPE LOCKERS


- + These are lockable PPE lockers for production lines and offices.
- + They have a welded, stable 0.70 mm steel sheet construction.
- + Electrostatic powder coated.
- + Equipped with hidden hinges.
- + There are cloth hangers available.
- + The doors are 120 degree openable.
- + They have rotating sliding double safety locks for padlocks.
- + There are 2 shelves at the models with full height doors.
- + Lock can be added upon demand.
- + There is a plastic for the cloth hangers and a plastic bottom against rust and scratches at the shoes.
- + All cabinets have a label slot for names.



	6051	6052	6053	6054	6056	6032	6033	6034	6035
001 With padlock mount	6051.001	6052.001	6053.001	6054.001	6056.001	6032.001	6033.001	6034.001	6035.001
002 With pinned padlock mount	6051.002	6052.002	6053.002	6054.002	6056.002	6032.002	6033.002	6034.002	6035.002
003 Key lock	6051.003	6052.003	6053.003	6054.003	6056.003	6032.003	6033.003	6034.003	6035.003
004 Latch lock	6051.004	6052.004	6053.004	6054.004	6056.004	6032.004	6033.004	6034.004	6035.004
005 Mirror Soap holder Towel holder	6051.005	6052.005	6053.005	6054.005	6056.005	6032.005	6033.005	6034.005	6035.005

	6024	6045	6043	6022	6042	6044	6067	6068	6069
001 With padlock mount	6024.001	6045.001	6043.001	6022.001	6042.001	6044.001			
002 With pinned padlock mount	6024.002	6045.002	6043.002	6022.002	6042.002	6044.002			
003 Key lock	6024.003	6045.003	6043.003	6022.003	6042.003	6044.003			
004 Latch lock	6024.004	6045.004	6043.004	6022.004			6067.004	6068.004	6069.004
005 Mirror Soap holder Towel holder	6024.005	6045.005	6043.005	6022.005					

	6061	6062	6063	6064	6065	6066	6081	6082	6083	6084
001 With padlock mount	6061.001	6062.001	6063.001	6064.001	6065.001	6066.001	6081.001	6082.001	6083.001	6084.001
002 With pinned padlock mount	6061.002	6062.002	6063.002	6064.002	6065.002	6066.002	6081.002	6082.002	6083.002	6084.002
003 Key lock	6061.003	6062.003	6063.003	6064.003	6065.003	6066.003	6081.003	6082.003	6083.003	6084.003



- ✓ Welded, stable 0.70 mm steel sheet construction.
- ✓ Electrostatic powder coated.
- ✓ Equipped with hidden hinges.
- ✓ With cloth hangers.
- ✓ Rotating sliding dual lock for a padlock.
- ✓ There are 2 shelves at models with full height doors.



code **6051**

code 6051	Size (mm)	Pcs
Cabin	395x380x1680	1
Shelf	395x370	2
Cabinet	400x400x1850	1
Feature	For 1 person, fits padlock or key lock	



code **6052**

code 6052	Size (mm)	Pcs
Cabin	395x380x1680	2
Shelf	395x370	4
Cabinet	800x400x1850	-
Feature	For 2 persons, fits padlock or key lock	



code **6053**

code 6053	Size (mm)	Pcs
Cabin	395x380x1680	3
Shelf	395x370	6
Cabinet	1180x400x1850	-
Feature	For 3 persons, fits padlock or key lock	



code **6054**


code 6054	Size (mm)	Pcs
Cabin	395x380x900	4
Shelf	-	-
Cabinet	400x800x2000	1
Feature	For 4 persons, fits padlock or key lock	



code **6056**

code 6056	Size (mm)	Pcs
Cabin	395x380x900	6
Shelf	-	-
Cabinet	400x1180x2000	1
Feature	For 6 persons, fits padlock or key lock	





code 6032

code 6032	Size (mm)	Pcs
Cabin	295x370x1690	2
Shelf	295x370	4
Cabinet	600x400x1850	-
Feature	For 2 persons, fits padlock or key lock	



code 6033

code 6033	Size (mm)	Pcs
Cabin	295x370x1690	3
Shelf	295x370	6
Cabinet	900x400x1850	-
Feature	For 3 persons, fits padlock or key lock	



code 6034

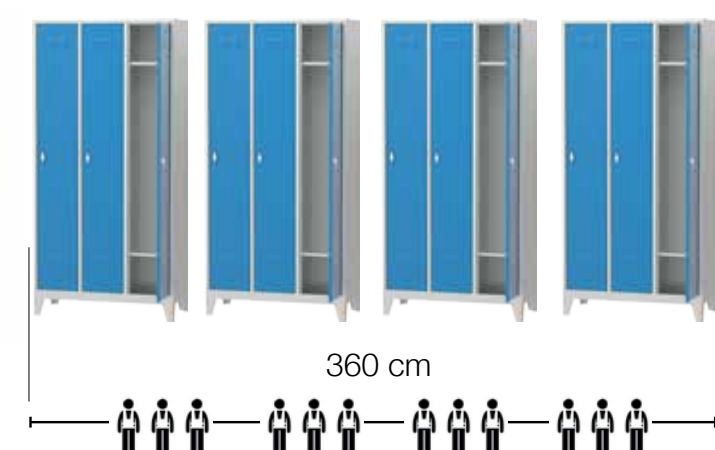
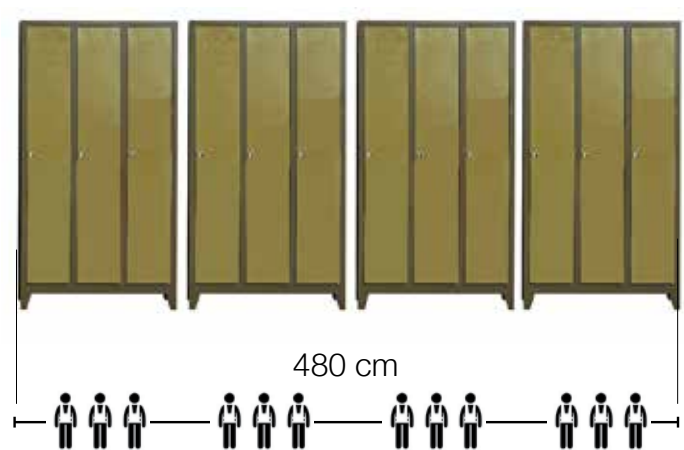
code 6034	Size (mm)	Pcs
Cabin	295x370x1690	4
Shelf	295x370	8
Cabinet	1200x400x1850	-
Feature	For 4 persons, fits padlock or key lock	



code 6035

code 6035	Size (mm)	Pcs
Cabin	295x370x1690	5
Shelf	295x370	10
Cabinet	1480x400x1850	-
Feature	For 5 persons, fits padlock or key lock	

LARGE SOLUTIONS IN NARROW SPACES





code **6024**

code 6024	Size (mm)	Pcs
Cabin	395x370x1680	2
Shelf	395x370	4
Cabinet	800x400x1850	-
Feature	For 2 persons, dirty/clean section, fits padlock or key lock	



code **6045**

code 6045	Size (mm)	Pcs
Cabin	395x370x1530	2
Shelf	395x370	4
Cabinet	800x400x1600	-
Feature	For 2 persons, with seating bench, fits padlock or key lock	



code **6043**

code 6043	Size (mm)	Pcs
Cabin	395x370x1530	3
Shelf	395x370	6
Cabinet	1180x400x1600	-
Feature	For 3 persons, with seating bench, fits padlock or key lock	



code **6042**

code 6042	Size (mm)	Pcs
Cabin	395-150x370x1400	2
Shelf	-	-
Cabinet	410x400x1800	-
Feature	Aesthetic cabinets in different sizes for 2 persons. Fits padlock and key lock.	



code **6044**

code 6044	Size (mm)	Pcs
Cabin	395-150x370x1400	4
Shelf	-	-
Cabinet	800x400x1800	-
Feature	Aesthetic cabinets in different sizes for 4 persons. Fits padlock and key lock.	



code **6022**

code 6022	Size (mm)	Pcs
Cabin	395x370x1680	2
Shelf	395x370	4
Cabinet	800x400x1850	-
Feature	Cabinet for 2 persons, sloping top. Fits padlock and key lock	



code **6065**

code 6065	Size (mm)	Pcs
Cabin	345x375x465	11
Shelf	-	-
Cabinet	1700x400x1950	-
Feature	For 11 persons, with wardrobe system, fits padlock or key lock	

code **6066**

code 6066	Size (mm)	Pcs
Cabin	345x375x465	15
Shelf	-	-
Cabinet	2010x400x1950	-
Feature	For 15 persons, with wardrobe system, fits padlock or key lock	



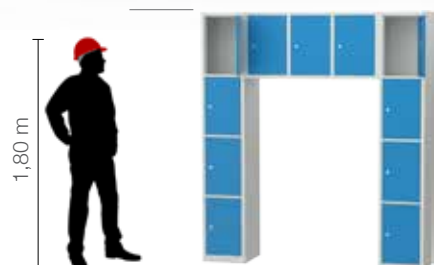
code **6069**



code **6067**

code **6068**



Our products in this group have a dimensional tolerance of +/- 10mm.





code **6062**

code 6062	Size (mm)	Pcs
Cabin	330x375x465	4
Shelf	-	-
Cabinet	350x400x1950	-
Feature	For 4 persons, fits padlock or key lock	



code **6063**

code 6063	Size (mm)	Pcs
Cabin	330x375x465	8
Shelf	-	-
Cabinet	670x400x1950	-
Feature	For 8 persons, fits padlock or key lock	




code **6064**

code 6064	Size (mm)	Pcs
Cabin	330x375x465	12
Shelf	-	-
Cabinet	1050x400x1950	-
Feature	For 12 persons, fits padlock or key lock	



code **6061**

code 6061	Size (mm)	Pcs
Cabin	330x375x465	6
Shelf	330x370	6
Cabinet	1050x400x1010	-
Feature	For 6 persons, with shoe rack, fits padlock or key lock	



code **6081**

code 6081	Size (mm)	Pcs
Cabin	275x375x270	7
Shelf	-	-
Cabinet	300x400x1825	-
Feature	For 7 persons, pers. equip., fits padlock or key lock	



code **6082**

code 6082	Size (mm)	Pcs
Cabin	275x375x270	14
Shelf	-	-
Cabinet	570x400x1825	-
Feature	For 14 persons, pers. equip., fits padlock or key lock	



code **6083**

code 6083	Size (mm)	Pcs
Cabin	275x375x270	21
Shelf	-	-
Cabinet	840x400x1825	-
Feature	For 21 persons, pers. equip., fits padlock or key lock	



code **6084**

code 6084	Size (mm)	Pcs
Cabin	275x375x270	28
Shelf	-	-
Cabinet	1110x400x1825	-
Feature	For 28 persons, pers. equip., fits padlock or key lock	






Linbins are boxes in different sizes and colour made of polypropylene material and can also be named as storage boxes with open front.

Even if the usage purpose of the boxes may vary, these are generally used in order to store assembly materials like screws, nuts and washers.


Taking into consideration that we have customers from very different sectors, we have designed linbins able to suit every business and every sector. Beside fixed, unidirectional boxes in different sizes and colours, we have also produced bidirectional, wheeled models and have applied hanger panels to the same model.

We wanted that inclined shelves should be able to be used at the same models for assembly materials that would not fit into boxes. Thinking of that pieces could be stored in these boxes, that shouldn't be lost, we have adapted the linbins into cabinets with lockable doors.




LINBIN SYSTEMS


- + Used to keep mounting materials ready at production lines.
- + The mobile and fixed racks are screw and spare part stands.
- + The 40x40x2 mm box is profile framework and electrostatic powder coated.
- + The bins can be ordered both sided and used with a higher capacity, whereby the bin sizes are indicated in the images.
- + The plastic bins of our products are made of high quality polypropylene (PP).




code **4071**
Linbin
70 pcs A-150
60 pcs A-200




code **4072**
Linbin
108 pcs A-200



code **4073**
Linbin
70 pcs A-150
36 pcs A-200
20 pcs A-250



code **4090**
Linbin
28 pcs A-150
14 pcs A-175
20 pcs A-250



code **4083**
Linbin
42 pcs A-150
24 pcs A-200
10 pcs A-250

LINBINS



A-150




A-175



A-200



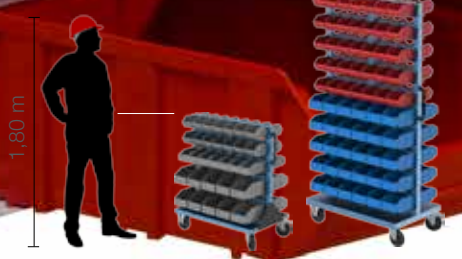
A-250

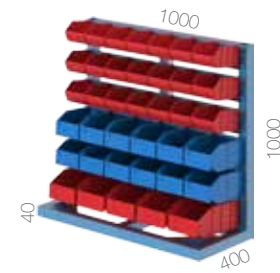


code **4082**
Linbin
42 pcs A-150
36 pcs A-200



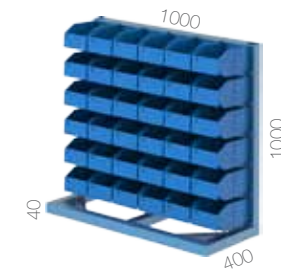
code **4081**
Linbin
72 pcs A-200





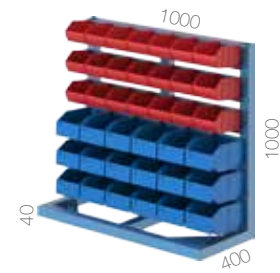
code **4079**

Linbin
21 pcs A-150
12 pcs A-200
5 pcs A-250




code **4077**

Linbin
36 pcs A-200




code **4078**

Linbin
21 pcs A-150
18 pcs A-200



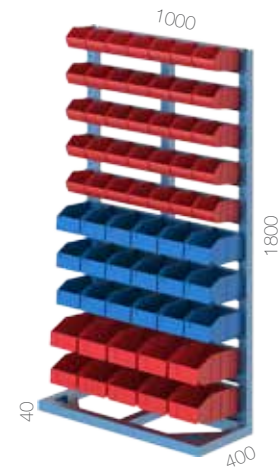
code **4074**

Linbin
35 pcs A-150
30 pcs A-200




code **4075**

Linbin
54 pcs A-200



code **4076**

Linbin
35 pcs A-150
18 pcs A-200
10 pcs A-250



code **4095**

Linbin
35 pcs A-150
21 pcs A-175
15 pcs A-250

LINBINS




A-150




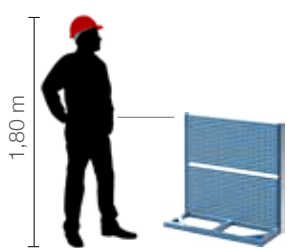
A-200



A-250



- ✓ Body 30x50mm perforated box profile.
- ✓ Linbin holder sheets 5 times folded of demounted sheet.
- ✓ 450x1000 mm sized, double side, perforated pegboard.
- ✓ Lower bottom surrounding pool type bended tray.
- ✓ Mobile products with 2 fixed, 1 swivel and 1 swivel+brake wheel set.
- ✓ Mobile products with pushing handle.




code **4515**



code **4510**



code **4545**



code **4555**



code **4505**

Linbin
20 pcs A-250



code **4540**

Linbin
42 pcs A150



LINBINS




A-150



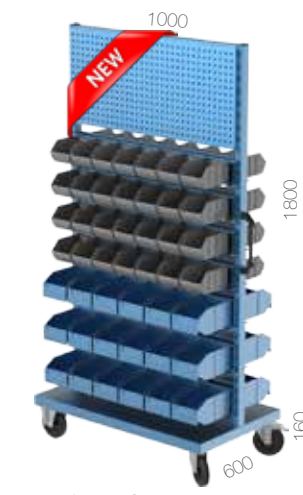
A-250




- ✓ Body 30x50MM perforated box profile.
- ✓ Linbin holder sheets demounted 5 times folded of 1,20 mm sheet.
- ✓ 2 pcs 450x1000 mm sized, double side, perforated pegboard.
- ✓ Lower bottom surrounding pool type bended tray.
- ✓ Mobile products with 2 fixed, 1 swivel and 1 swivel+brake wheel set.
- ✓ Mobile products with pushing handle.



code **4520**
Linbins
28 pcs A-150




code **4525**
Linbins
56 pcs A-150
36 pcs A-200




code **4530**

LINBINS



code **4535**
Linbins
14 pcs A-150
12 pcs A-200



code **4550**





code **6221**

Linbins
32 pcs A-300



code **6220**

Linbins
40 pcs A-250



code **6223**

Linbins
28 pcs A-175
15 pcs A-250
12 pcs A-300

LINBINS



A-175



A-250



A-300



A-415



code **6222**


Linbins
20 pcs A-250




code **6224**

Linbins
25 pcs A-415

COLOUR OPTIONS



COLOUR OPTIONS




code **48-60919**

Linbins
56 pcs SV609
24 pcs SV619



code **48-619**

Linbins
52 pcs SV619



code **48-609**

Linbins
104 pcs SV609



code **48-40919**

Linbins
31 pcs SV409
16 pcs SV419



code **48-419**

Linbins
6 pcs SV409
28 pcs SV419




code **48-409**

Linbins
63 pcs SV409



code **SV609**



code **SV619**



code **SV409**



code **SV419**



code **SV609 B**



code **SV619 B**




code **SV9B**



code **SV19B**

COLOUR OPTIONS



code **48-30919**

Linbins
31 pcs SV309
16 pcs SV319




code **48-319**

Linbins
6 pcs SV309
28 pcs SV319



code **48-309**

Linbins
63 pcs SV309




code **SV309**



code **SV319**



code **SV9B**




code **SV19B**



code **MT 401-192**

Box w/ Plastic Drawer
192 pcs 401.A




code **MT SUPER**

Box w/ Plastic Drawer
100 pcs 202
80 pcs 351
48 pcs 401.A
39 pcs 500.A



code **CKB 412**

Box w/ Plastic Drawer
36 pcs 510
16 pcs 512
12 pcs 513



code **CKTS SUPER**

Box w/ Plastic Drawer
56 pcs 351
35 pcs 401.A
30 pcs 500.A
20 pcs 451



code **CKTS 401**

Box w/ Plastic Drawer
154 pcs 401.A



code **CKS 351/401**


Box w/ Plastic Drawer
120 pcs 351
84 pcs 401.A

Plastic Drawers





Reinforced Bottom



Grip w/ Hand Protection



Kanban Label Slot



code **HP-4615**

Size	Width	Length	Height
EXT	400	600	145
INT	360	560	130



code **HP-4617**

Size	Width	Length	Height
EXT	400	600	170
INT	360	560	155



code **HP-4622**

Size	Width	Length	Height
EXT	400	600	220
INT	360	560	205



code **HP-4628**

Size	Width	Length	Height
EXT	400	600	280
INT	360	560	265



code **HP-4632**

Size	Width	Length	Height
EXT	400	600	325
INT	360	560	310



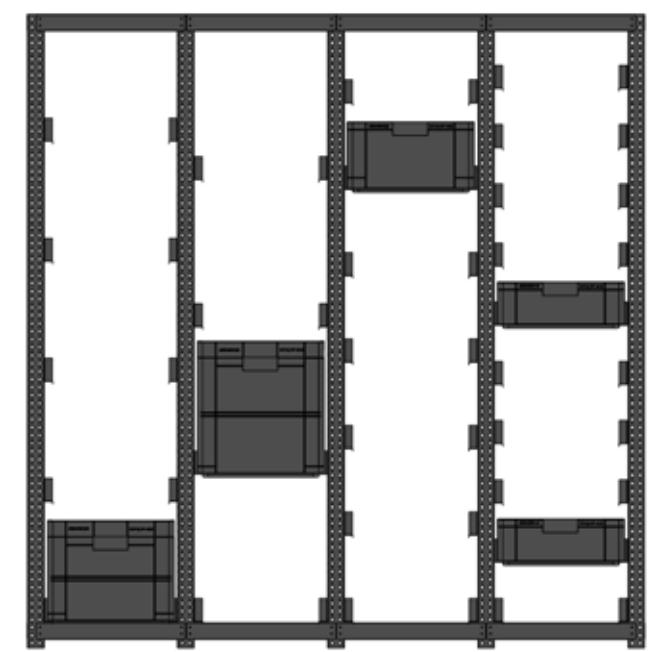
code **HP-4642**

Size	Width	Length	Height
EXT	400	600	425
INT	360	560	410



code **HP-4650**


Size	Width	Length	Height
EXT	400	600	500
INT	360	560	485



HP-4615		HP-4617		HP-4622		HP-4628		HP-4632		HP-4642		HP-4650	
Pcs	CODE	Pcs	CODE	Pcs	CODE	Pcs	CODE	Pcs	CODE	Pcs	CODE	Pcs	CODE
10	49-4615	8	49-4617	7	49-4622	6	49-4628	5	49-4632	4	49-4642	3	49-4650



Reinforced Bottom



Grip w/ Hand Protection



Kanban Label Slot



code **HP-4622 AV**

Size	Width	Length	Height
EXT	400	400	220
INT	365	565	205



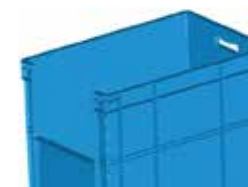
code **HP-4632 AV**

Size	Width	Length	Height
EXT	400	400	325
INT	365	565	310



code **HP-4636 AV**

Size	Width	Length	Height
EXT	400	400	360
INT	365	565	346



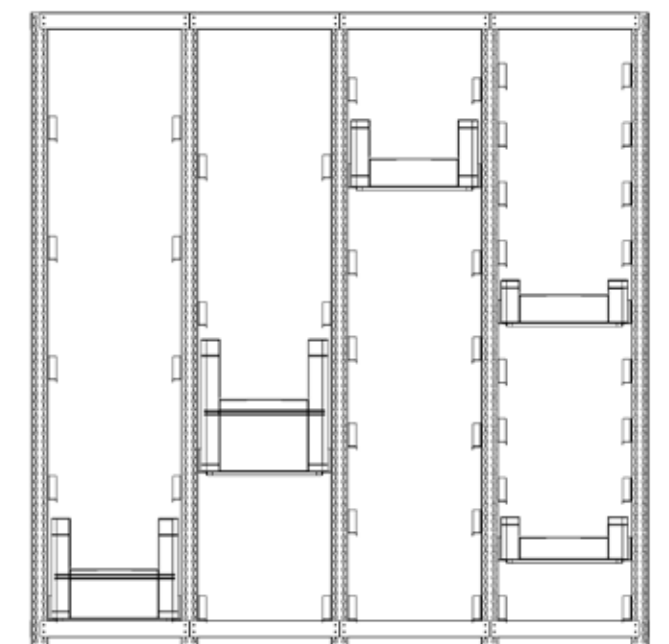
code **HP-4642 AV**

Size	Width	Length	Height
EXT	400	400	425
INT	365	565	410



code **HP-4650 AV**

Size	Width	Length	Height
EXT	400	400	500
INT	365	565	485



HP-4622AV		HP-4632 AV		HP-4636 AV		HP-4642 AV		HP-4650 AV	
Pcs	CODE	Pcs	CODE	Pcs	CODE	Pcs	CODE	Pcs	CODE
7	48-4622	5	48-4632	5	48-4636	4	48-4642	3	48-4650




W O R K BENCHES

- + These are suitable to be used in any type of working areas for assembling, servicing, maintenance, production, R&D.
- + Electrostatic powder coated.
- + The drawer combinations under the benches can be manufactured according to demand.
- + A pegboard, power bar, fluorescent lamp, clamp can be added to the benches.
- + The tops of the benches are made of pinotex coated 25 mm MDF plates and the table top can be furnished with rubber sheet, galvanized sheet, stainless steel sheet according to demand.
- + The rubber sheets are fixed with galvanized L shaped brackets to the MDF.
- + The feet are welded and the intermediate coupling is made with bolts. There are rubber shoes at the feet, holding from the sides, in order to prevent scratches of the ground.

27X27 E

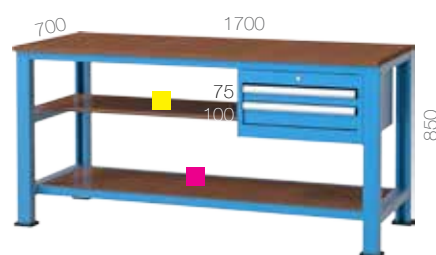


	3325	3705	3730	3745	3710	3750	3755	3700	3655	3650	3740	3715	3775	3350	3685	3170	3185	3186	3330
TS1770	✓	✓	✓	✓	✓	✓	✓	✓	✓	✓	✓	✓	✓		✓	✓	✓	✓	✓
TK1770	✓	✓	✓	✓	✓	✓	✓	✓	✓	✓	✓	✓	✓		✓	✓	✓	✓	✓
PVC1770	✓	✓	✓	✓	✓	✓	✓	✓	✓	✓	✓	✓	✓		✓	✓	✓	✓	✓
GZT1770	✓	✓	✓	✓	✓	✓	✓	✓	✓	✓	✓	✓	✓		✓	✓	✓	✓	✓
MDF177C	✓	✓	✓	✓	✓	✓	✓	✓	✓	✓	✓	✓	✓		✓	✓	✓	✓	✓
INOX1770	✓	✓	✓	✓	✓	✓	✓	✓	✓	✓	✓	✓	✓		✓	✓	✓	✓	✓
ESD1770	✓	✓	✓	✓	✓	✓	✓	✓	✓	✓	✓	✓	✓		✓	✓	✓	✓	✓
MSF1770	✓	✓	✓	✓	✓	✓	✓	✓	✓	✓	✓	✓	✓		✓	✓	✓	✓	✓
FTX-170						✓	✓	✓	✓	✓	✓	✓	✓				✓	✓	
EP15	✓	✓	✓	✓	✓	✓	✓	✓	✓	✓	✓	✓	✓		✓	✓	✓	✓	✓
HJK4	✓	✓	✓	✓	✓	✓	✓	✓	✓	✓	✓	✓	✓		✓	✓	✓	✓	✓
KM125	✓	✓	✓	✓	✓	✓	✓	✓	✓	✓	✓	✓	✓	✓	✓	✓	✓	✓	✓
KM150	✓	✓	✓	✓	✓	✓	✓	✓	✓	✓	✓	✓	✓	✓	✓	✓	✓	✓	✓
SDD900						✓	✓	✓	✓	✓	✓	✓	✓				✓	✓	
AVR17						✓	✓	✓	✓	✓	✓	✓	✓				✓	✓	
AVR500						✓	✓	✓	✓	✓	✓	✓	✓				✓	✓	
5030	✓	✓	✓	✓	✓	✓	✓	✓	✓	✓	✓	✓	✓	✓	✓	✓	✓	✓	✓
5031	✓	✓	✓	✓	✓	✓	✓	✓	✓	✓	✓	✓	✓	✓	✓	✓	✓	✓	✓
5040	✓	✓	✓	✓	✓	✓	✓	✓	✓	✓	✓	✓	✓	✓	✓	✓	✓	✓	✓
5060	✓	✓	✓	✓	✓	✓	✓	✓	✓	✓	✓	✓	✓	✓	✓	✓	✓	✓	✓
5075															✓				✓
5080															✓				✓
3000	✓	✓	✓	✓	✓									✓	✓	✓			✓



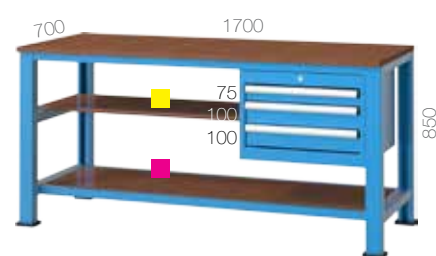
code **3325**

code 3325	Size (mm)	Pcs	Kg capacity	Security
Pegboard	-	-	-	
Drawer	-	-	-	
Fixed Shelf 1	-	-	-	
Fixed Shelf 2	450X1560	1	200	
Workbench	1700x700x850		700	-




code **3705**

code 3705	Size (mm)	Pcs	Kg capacity	Security
Pegboard	-	-	-	
Drawer	450x450	2	2x80	
Fixed Shelf 1	450X1070	1	50	
Fixed Shelf 2	450X1560	1	200	
Cabinet	560x570x300	1		Central
Workbench	1700x700x850		700	



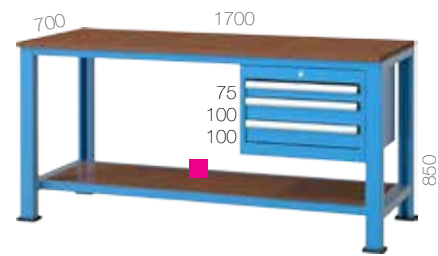
code **3730**

code 3730	Size (mm)	Pcs	Kg capacity	Security
Pegboard	-	-	-	
Drawer	450x450	3	3x80	
Fixed Shelf 1	450X1070	1	50	
Fixed Shelf 2	450X1560	1	200	
Cabinet	560x570x400	1		Central
Workbench	1700x700x850		700	




code **3745**

code 3745	Size (mm)	Pcs	Kg capacity	Security
Pegboard	-	-	-	
Drawer	450x450	1	80	
Fixed Shelf 1	-	-	-	
Fixed Shelf 2	450X1560	1	200	
Cabinet	560x570x300	1		Central
Workbench	1700x700x850		700	



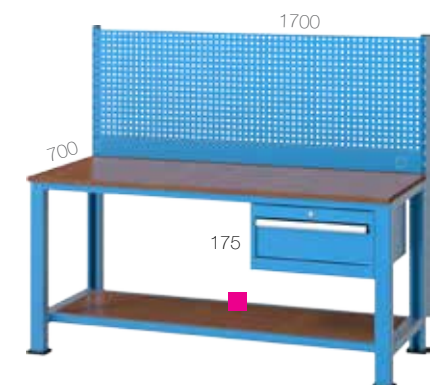
code **3710**

code 3710	Size (mm)	Pcs	Kg capacity	Security
Pegboard	-	-	-	
Drawer	450x450	3	3x80	
Fixed Shelf 1	-	-	-	
Fixed Shelf 2	450X1560	1	200	
Cabinet	560x570x400	1		Central
Workbench	1700x700x850		700	



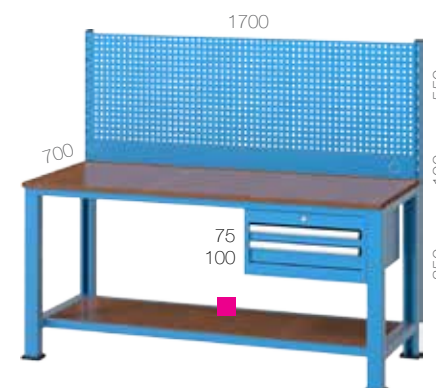
code **3750**

code 3750	Size (mm)	Pcs	Kg capacity	Security
Pegboard	1700x550	1	-	
Drawer	-	-	-	
Fixed Shelf 1	-	-	-	
Fixed Shelf 2	450X1560	1	200	
Workbench	1700x700x1500		700	-



code **3755**

code 3755	Size (mm)	Pcs	Kg capacity	Security
Pegboard	1700x550	1	-	
Drawer	450x450	1	80	
Fixed Shelf 1	-	-	-	
Fixed Shelf 2	450X1560	1	200	
Cabinet	560x570x300	1		Central
Workbench	1700x700x1500		700	



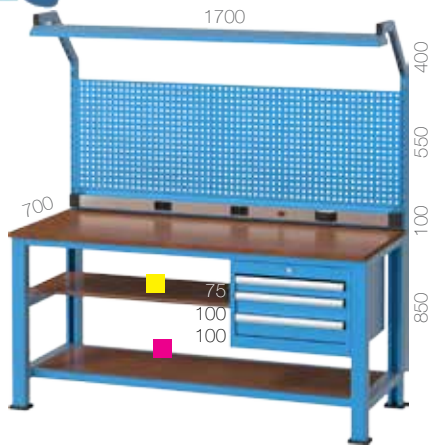
code **3700**

code 3700	Size (mm)	Pcs	Kg capacity	Security
Pegboard	1700x550	1	-	
Drawer	450x450	2	2x80	
Fixed Shelf 1	-	-	-	
Fixed Shelf 2	450X1560	1	200	
Cabinet	560x570x300	1		Central
Workbench	1700x700x1500		700	




code **3655**

code 3655	Size (mm)	Pcs	Kg capacity	Security
Pegboard	1700x550	1	-	
Drawer	450x450	5	5x80	
Fixed Shelf 1	-	-	-	
Fixed Shelf 2	450X1000	1	50	
Cabinet	560x570x600	1		Central
Workbench	1700x700x1900		700	



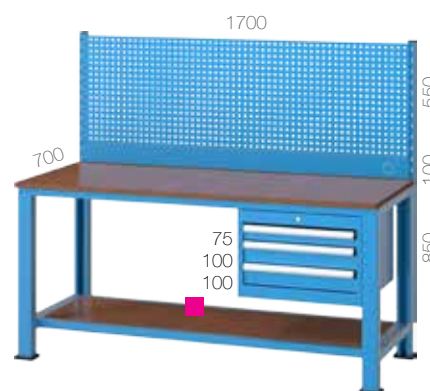
code 3775	Size (mm)	Pcs	Kg capacity	Security
Pegboard	1700x550	1	-	
Drawer	450x450	3	3x80	
Fixed Shelf 1	450x1070	1	50	
Fixed Shelf 2	450x1560	1	200	
Cabinet	560x570x400	1		Central
Workbench	1700x700x1900		700	

code 3775




code 3650

code 3650	Size (mm)	Pcs	Kg capacity	Security
Pegboard	1700x550	1	-	
Drawer	450x450	5	5x80	
Fixed Shelf 1	-	-	-	
Fixed Shelf 2	450x1560	1	200	
Cabinet	560x570x600	1		Central
Workbench	1700x700x1500		700	



code 3740

code 3740	Size (mm)	Pcs	Kg capacity	Security
Pegboard	1700x550	1	-	
Drawer	450x450	3	3x80	
Fixed Shelf 1	-	-	-	
Fixed Shelf 2	450x1560	1	200	
Cabinet	560x570x400	1		Central
Workbench	1700x700x1500		700	



code 3715

code 3715	Size (mm)	Pcs	Kg capacity	Security
Pegboard	1700x550	1	-	
Drawer	450x450	2	2x80	
Fixed Shelf 1	450x1070	1	50	
Fixed Shelf 2	450x1560	1	200	
Cabinet	560x570x300	1		Central
Workbench	1700x700x1500		700	



code 3350

code 3350	Size (mm)	Pcs	Kg capacity	Security
Pegboard	-	-	-	
Drawer	450x450	6	6x80	
Fixed Shelf 1	-	-	-	
Fixed Shelf 2	1150x2130	1	300	
Cabinet	560x570x400	2		Central
Workbench	2200x1300x850		1500	




13 pcs A-150 Linbins

code 3185	Size (mm)	Pcs	Kg capacity	Security
Pegboard	1700x550	1	-	
Drawer	450x450	6	6x80	
Fixed Shelf 1	-	-	-	
Fixed Shelf 2	450x1000	1	50	
Cabinet	560x570x800	1		Central
Workbench	1700x600x1680		700	




code 3170

code 3170	Size (mm)	Pcs	Kg capacity	Security
Pegboard	-	-	-	
Drawer	450x450	6	6x80	
Fixed Shelf 1	-	-	-	
Fixed Shelf 2	450x1000	1	50	
Cabinet	560x570x800	1		Central
Workbench	1700x600x850		700	



code 3185



code 3186

code 3186	Size (mm)	Pcs	Kg capacity	Security
Pegboard	1700x550	1	-	
Drawer	450x450	6	6x80	
Fixed Shelf 1	-	-	-	
Fixed Shelf 2	450x1000	1	50	
Cabinet	560x570x800	1		Central
Workbench	1700x600x1500		700	



code 3330


code 3330	Size (mm)	Pcs	Kg capacity	Security
Pegboard	-	-	-	
Drawer	450x450	5	5x80	
Fixed Shelf 1	-	-	-	
Fixed Shelf 2	-	-	-	
Cabinet	560x570x600	1		Central
Workbench	1700x700x850		700	



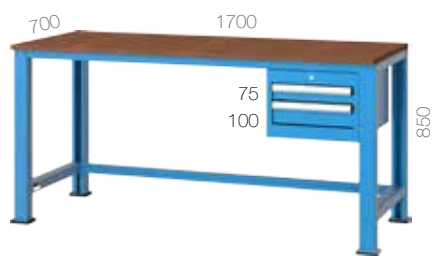
code 3685

code 3685	Size (mm)	Pcs	Kg capacity	Security
Pegboard	-	-	-	
Drawer	450x450	3	3x80	
Fixed Shelf 1	-	-	-	
Fixed Shelf 2	-	-	-	
Cabinet	560x570x620	1		Central
Workbench	1700x700x850		700	

18X27 E

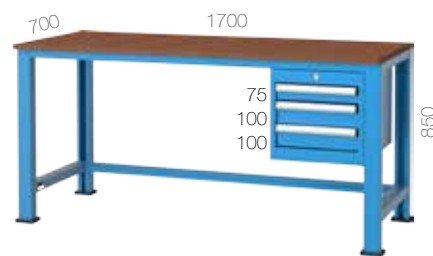


	3310	3110	3120	3131	3315	3135	3140	3146	3335	3320	3340	3345
TS1765	✓	✓	✓	✓	✓	✓	✓	✓	✓	✓	✓	✓
TK1770	✓	✓	✓	✓	✓	✓	✓	✓	✓	✓	✓	✓
PVC1770	✓	✓	✓	✓	✓	✓	✓	✓	✓	✓	✓	✓
GZT1770	✓	✓	✓	✓	✓	✓	✓	✓	✓	✓	✓	✓
MDF177C	✓	✓	✓	✓	✓	✓	✓	✓	✓	✓	✓	✓
INOX1770	✓	✓	✓	✓	✓	✓	✓	✓	✓	✓	✓	✓
ESD1770	✓	✓	✓	✓	✓	✓	✓	✓	✓	✓	✓	✓
MSF1770	✓	✓	✓	✓	✓	✓	✓	✓	✓	✓	✓	✓
FTX-170					✓	✓	✓	✓	✓	✓	✓	✓
EP15	✓	✓	✓	✓	✓	✓	✓	✓	✓	✓	✓	✓
HJK4	✓	✓	✓	✓	✓	✓	✓	✓	✓	✓	✓	✓
KM125	✓	✓	✓	✓	✓	✓	✓	✓	✓	✓	✓	✓
KM150	✓	✓	✓	✓	✓	✓	✓	✓	✓	✓	✓	✓
SDD900												
AVR17					✓	✓	✓	✓	✓	✓	✓	✓
AVR500					✓	✓	✓	✓	✓	✓	✓	✓
AVR980												
AVS980												
1030	✓	✓	✓	✓	✓	✓	✓	✓	✓	✓	✓	✓
1031	✓	✓	✓	✓	✓	✓	✓	✓	✓	✓	✓	✓
1040	✓	✓	✓	✓	✓	✓	✓	✓	✓	✓	✓	✓
1060	✓	✓	✓	✓	✓	✓	✓	✓	✓	✓	✓	✓
1070	✓	✓	✓	✓	✓	✓	✓	✓	✓	✓	✓	✓
3000	✓	✓	✓	✓								



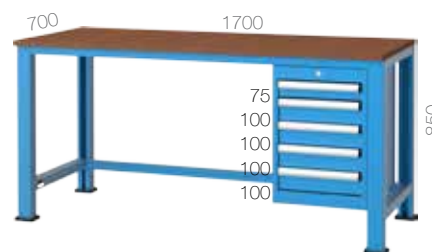
code **3310**

code 3310	Size (mm)	Pcs	Kg capacity	Security
Pegboard	-	-	-	
Drawer	300x450	2	2x80	
Cabinet	410x570x300	1	-	Central
Workbench	1700x700x850		500	



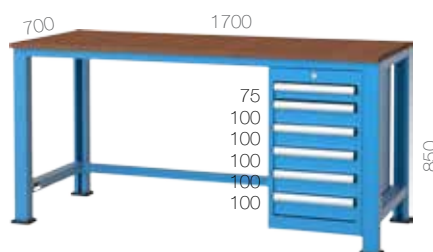
code **3110**

code 3110	Size (mm)	Pcs	Kg capacity	Security
Pegboard	-	-	-	
Drawer	300x450	3	3x80	
Cabinet	410x570x400	1	-	Central
Workbench	1700x700x850		500	



code **3120**

code 3120	Size (mm)	Pcs	Kg capacity	Security
Pegboard	-	-	-	
Drawer	300x450	5	5x80	
Cabinet	410x570x600	1	-	Central
Workbench	1700x700x850		500	




code **3131**

code 3131	Size (mm)	Pcs	Kg capacity	Security
Pegboard	-	-	-	
Drawer	300x450	6	6x80	
Cabinet	410x570x700	1	-	Central
Workbench	1700x700x850		500	



code **3315**

code 3315	Size (mm)	Pcs	Kg capacity	Security
Pegboard	1700x550	1	-	
Drawer	300x450	2	2x80	
Cabinet	410x570x300	1	-	Central
Workbench	1700x700x1500		500	



code **3135**

code 3135	Size (mm)	Pcs	Kg capacity	Security
Pegboard	1700x550	1	-	
Drawer	300x450	3	3x80	
Cabinet	410x570x400	1	-	Central
Workbench	1700x700x1500		500	



code **3140**

code 3140	Size (mm)	Pcs	Kg capacity	Security
Pegboard	1700x550	1	-	
Drawer	300x450	5	5x80	
Cabinet	410x570x600	1	-	Central
Workbench	1700x700x1500		500	



code **3335**

code 3335	Size (mm)	Pcs	Kg capacity	Security
Pegboard	1700x550	1	-	
Drawer	-	-	-	
Workbench	1700x700x1680		500	-



code **3340**

code 3340	Size (mm)	Pcs	Kg capacity	Security
Pegboard	1700x550	1	-	
Drawer	300x450	3	3x80	
Cabinet	410x570x400	1	-	Central
Workbench	1700x700x1680		500	




code **3146**

code 3146	Size (mm)	Pcs	Kg capacity	Security
Pegboard	1700x550	1	-	
Drawer	300x450	6	6x80	
Cabinet	410x570x700	1	-	Central
Workbench	1700x700x1500		500	



code **3320**

code 3320	Size (mm)	Pcs	Kg capacity	Security
Pegboard	1700x550	1	-	
Drawer	300x450	2	2x80	
Cabinet	410x570x300	1	-	Central
Workbench	1700x700x1680		500	



code **3345**

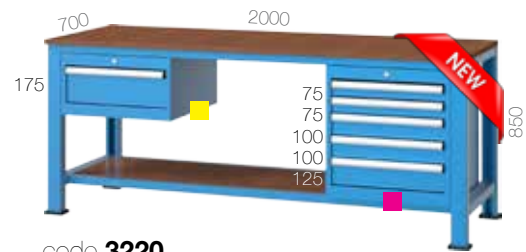
code 3345	Size (mm)	Pcs	Kg capacity	Security
Pegboard	1700x550	1	-	
Drawer	300x450	5	5x80	
Cabinet	410x570x600	1	-	Central
Workbench	1700x700x1680		500	



27X27 E

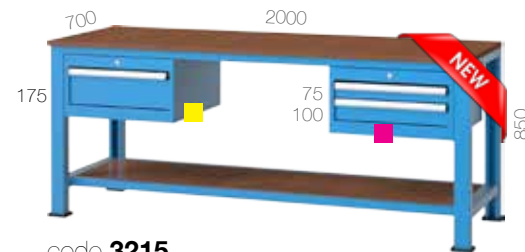


		3220	3215	3260	3265	3210	3205	3270	3275
TS ₂₀₇₀									
TK ₂₀₇₀		✓	✓	✓	✓	✓	✓	✓	✓
PVC ₂₀₇₀		✓	✓	✓	✓	✓	✓	✓	✓
GZT ₂₀₇₀		✓	✓	✓	✓	✓	✓	✓	✓
MDF ₂₀₇₀		✓	✓	✓	✓	✓	✓	✓	✓
INOX ₂₀₇₀		✓	✓	✓	✓	✓	✓	✓	✓
ESD ₂₀₇₀		✓	✓	✓	✓	✓	✓	✓	✓
MSF ₂₀₇₀									
FTX-170				✓	✓	✓	✓	✓	✓
EP12				✓	✓	✓	✓	✓	✓
HJK4		✓	✓	✓	✓	✓	✓	✓	✓
KM125		✓	✓	✓	✓	✓	✓	✓	✓
KM150		✓	✓	✓	✓	✓	✓	✓	✓
SDD900				✓	✓	✓	✓	✓	✓
AVR17									
AVR500				✓	✓	✓	✓	✓	✓
AVR980				✓	✓	✓	✓	✓	✓
AVS980				✓	✓	✓	✓	✓	✓
5030		✓	✓	✓	✓	✓	✓	✓	✓
5031		✓	✓	✓	✓	✓	✓	✓	✓
5040		✓	✓	✓	✓	✓	✓	✓	✓
5060		✓	✓	✓	✓	✓	✓	✓	✓
3040		✓	✓						



code **3220**

code 3220	Size (mm)	Pcs	Kg capacity	Security
Pegboard	-	-	-	
Drawer	450x450	6	6x80	
Cabinet 1	560x570x300	1	-	Central
Cabinet 2	560x570x600	1	-	Central
Fixed Shelf	450x1860	1	150	
Workbench	2000x700x850		400	



code **3215**

code 3215	Size (mm)	Pcs	Kg capacity	Security
Pegboard	-	-	-	
Drawer	450x450	3	3x80	
Cabinet 1	560x570x300	1	-	Central
Cabinet 2	560x570x300	1	-	Central
Fixed Shelf	450x1860	1	150	
Workbench	2000x700x850		400	



code **3260**

14 pcs A-150 Linbins

code 3260	Size (mm)	Pcs	Kg capacity	Security
Pegboard	980x450	2	-	
Drawer	450x450	5	5x80	
Cabinet 1	560x570x600	1	-	Central
Cabinet 2	-	-	-	-
Fixed Shelf	450x1860	1	150	
Workbench	2000x700x1580		400	



code **3265**

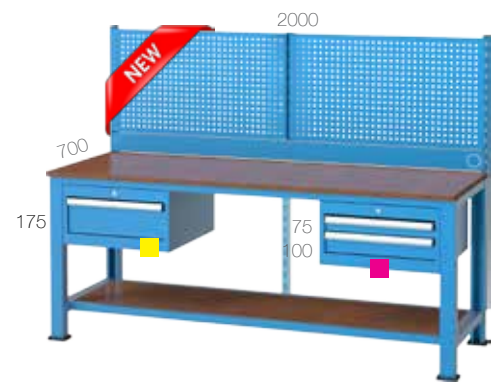
21 pcs A-150 Linbins

code 3265	Size (mm)	Pcs	Kg capacity	Security
Pegboard	980x450	2	-	
Drawer	450x450	4	4x80	
Cabinet 1	560x570x300	1	-	Central
Cabinet 2	560x570x400	1	-	Central
Fixed Shelf	450x1860	1	150	
Workbench	2000x700x2000		400	




code **3210**

code 3210	Size (mm)	Pcs	Kg capacity	Security
Pegboard	980x450	2	-	
Drawer	-	-	-	
Cabinet 1	-	-	-	-
Cabinet 2	-	-	-	-
Fixed Shelf	450x1860	1	150	
Workbench	2000x700x1400		400	



code **3205**


code 3205	Size (mm)	Pcs	Kg capacity	Security
Pegboard	980x450	2	-	
Drawer	450x450	3	3x80	
Cabinet 1	560x570x300	1	-	Central
Cabinet 2	560x570x300	1	-	Central
Fixed Shelf	450x1860	1	150	
Workbench	2000x700x1400		400	



code **3270**

35 pcs A-150 Linbins

code 3270	Size (mm)	Pcs	Kg capacity	Security
Pegboard	980x450	1	-	
Drawer	450x450	6	6x80	
Cabinet 1	560x570x300	1	-	Central
Cabinet 2	560x570x600	1	-	Central
Fixed Shelf	450x1860	1	150	
Workbench	2000x700x2000		400	



code **3275**

7 pcs A-150 Linbins

code 3275	Size (mm)	Pcs	Kg capacity	Security
Pegboard	980x450	2	-	
Drawer	450x450	4	4x80	
Cabinet 1	560x570x300	1	-	Central
Cabinet 2	560x570x400	1	-	Central
Fixed Shelf	450x1860	1	150	
Workbench	2000x700x2000		400	

27X27 E



	3600	3605	3610	3621	3622	3540	3190	3195	3625	3590	3602	3606
TS1765	✓	✓	✓	✓	✓	✓	✓	✓	✓	✓	✓	✓
TK1770	✓	✓	✓	✓	✓	✓	✓	✓	✓	✓	✓	✓
PVC1770	✓	✓	✓	✓	✓	✓	✓	✓	✓	✓	✓	✓
GZT1770	✓	✓	✓	✓	✓	✓	✓	✓	✓	✓	✓	✓
MDF1770	✓	✓	✓	✓	✓	✓	✓	✓	✓	✓	✓	✓
INOX1770	✓	✓	✓	✓	✓	✓	✓	✓	✓	✓	✓	✓
ESD1770	✓	✓	✓	✓	✓	✓	✓	✓	✓	✓	✓	✓
MSF1770	✓	✓	✓	✓	✓	✓	✓	✓	✓	✓	✓	✓
FTX-170								✓	✓	✓	✓	✓
EP15								✓	✓	✓	✓	✓
HJK4	✓	✓	✓	✓	✓	✓	✓	✓	✓	✓	✓	✓
KM125	✓	✓	✓	✓	✓	✓	✓	✓	✓	✓	✓	✓
KM150	✓	✓	✓	✓	✓	✓	✓	✓	✓	✓	✓	✓
SDD900								✓	✓	✓	✓	✓
AVR17								✓	✓	✓	✓	✓
AVR500								✓	✓	✓	✓	✓
AVR980								✓	✓	✓	✓	✓
AVS980								✓	✓	✓	✓	✓
5072	✓	✓	✓	✓	✓	✓	✓	✓	✓	✓	✓	✓
5071	✓	✓	✓	✓	✓	✓	✓	✓	✓	✓	✓	✓
5075	✓	✓	✓	✓	✓	✓	✓	✓	✓	✓	✓	✓
6800	✓	✓	✓	✓	✓	✓	✓	✓		✓		
5080	✓	✓	✓	✓	✓	✓	✓	✓		✓		
3000	✓	✓	✓	✓	✓	✓	✓					



code **3600**

code 3600	Size (mm)	Pcs	Kg capacity	Security
Pegboard	-	-	-	
Drawer	450x450	8	8x80	
Fixed Shelf 1	530x555	1	50	
Fixed Shelf 2	-	-	-	
Cabinet	560x570x700	3	-	Central
Workbench	1700x600x850		500	




code **3605**

code 3605	Size (mm)	Pcs	Kg capacity	Security
Pegboard	-	-	-	
Drawer	450x450	8	8x80	
Fixed Shelf 1	530x555	1	50	
Fixed Shelf 2	-	-	-	
Cabinet	560x570x700	3	-	Central Latch
Workbench	1700x600x850		500	




code **3610**

code 3610	Size (mm)	Pcs	Kg capacity	Security
Pegboard	-	-	-	
Drawer	450x450	5	5x80	
Fixed Shelf 1	530x555	2	2x50	
Fixed Shelf 2	-	-	-	
Cabinet	560x570x700	3	-	Central
Workbench	1700x600x850		500	



code **3621**

code 3621	Size (mm)	Pcs	Kg capacity	Security
Pegboard	-	-	-	
Drawer	450x450	5	5x80	
Fixed Shelf 1	530x555	2	2x50	
Fixed Shelf 2	-	-	-	
Cabinet	560x570x700	3	-	Central Latch
Workbench	1700x600x850		500	




code **3622**

code 3622	Size (mm)	Pcs	Kg capacity	Security
Pegboard	-	-	-	
Drawer	450x450	7	7x80	
Fixed Shelf 1	530x555	2	2x50	
Fixed Shelf 2	-	-	-	
Cabinet	560x570x700	3	-	Central Latch
Workbench	1700x600x850		500	




code **3540**

code 3540	Size (mm)	Pcs	Kg capacity	Security
Pegboard	-	-	-	
Drawer	450x450	3	3x80	
Fixed Shelf 1	530x555	3	3x50	
Fixed Shelf 2	-	-	-	
Cabinet	560x570x800	3	-	Latch
Workbench	1700x600x850		500	




code **3190**

code 3190	Size (mm)	Pcs	Kg capacity	Security
Pegboard	-	-	-	
Drawer	450x450	1	80	
Fixed Shelf 1	530x555	1	50	
Fixed Shelf 2	370x980	1	150	
Cabinet	560x570x800	1	-	Latch
Workbench	1700x600x850		500	



code **3195**

code 3195	Size (mm)	Pcs	Kg capacity	Security
Pegboard	1700x550	1	-	
Drawer	450x450	1	80	
Fixed Shelf 1	530x555	1	50	
Fixed Shelf 2	370x985	1	150	
Cabinet	560x570x800	1	-	Latch
Workbench	1700x600x1500		500	



code **3625**

code 3625	Size (mm)	Pcs	Kg capacity	Security
Pegboard	1700x550	1	-	
Drawer	450x450	5	5x80	
Fixed Shelf 1	530x555	2	2x50	
Fixed Shelf 2	-	-	-	
Cabinet	560x570x700	3	-	Central Latch
Workbench	1700x600x1500		500	



code **3590**

code 3590	Size (mm)	Pcs	Kg capacity	Security
Pegboard	1700x550	1	-	
Drawer	450x450	3	3x80	
Fixed Shelf 1	530x555	3	3x50	
Fixed Shelf 2	-	-	-	
Cabinet	560x570x800	3	-	Latch
Workbench	1700x600x1500		500	



code **3602**


code 3602	Size (mm)	Pcs	Kg capacity	Security
Pegboard	1700x550	1	-	
Drawer	450x450	5	5x80	
Fixed Shelf 1	530x555	2	2x50	
Fixed Shelf 2	-	-	-	
Cabinet	560x570x700	3	-	Central Latch
Workbench	1700x600x1900		500	



code **3606**

code 3606	Size (mm)	Pcs	Kg capacity	Security
Pegboard	1700x550	1	-	
Drawer	450x450	7	7x80	
Fixed Shelf 1	530x555	2	2x50	
Fixed Shelf 2	-	-	-	
Cabinet	560x570x700	3	-	Central Latch
Workbench	1700x600x1900		500	

27X27 E



18X27 E



	3936	3945	3941	3942	3944	3943	3921	3922	3919	3918	3460	3465
TK1260							✓	✓	✓	✓	✓	✓
TK1770	✓	✓	✓	✓	✓	✓						
PVC1260							✓	✓	✓	✓	✓	✓
PVC1770	✓	✓	✓	✓	✓	✓						
GZT1260							✓	✓	✓	✓	✓	✓
GZT1770	✓	✓	✓	✓	✓	✓						
MDF1260							✓	✓	✓	✓	✓	✓
MDF1770	✓	✓	✓	✓	✓	✓						
INOX1260							✓	✓	✓	✓	✓	✓
INOX1770	✓	✓	✓	✓	✓	✓						
ESD1260							✓	✓	✓	✓	✓	✓
ESD1770	✓	✓	✓	✓	✓	✓						
FTX-120		✓		✓	✓			✓	✓			✓
EP12		✓		✓	✓			✓	✓			✓
HJK4	✓	✓	✓	✓	✓	✓	✓	✓	✓	✓	✓	✓
KM125	✓	✓	✓	✓	✓	✓	✓	✓	✓	✓	✓	✓
KM150	✓	✓	✓	✓	✓	✓	✓	✓	✓	✓	✓	✓
AVR500		✓		✓	✓			✓	✓			✓
5071	✓	✓			✓	✓	✓	✓	✓	✓		
5075	✓	✓			✓	✓	✓	✓	✓	✓		
6800											✓	✓
1040	✓	✓	✓	✓	✓							
1060	✓	✓	✓	✓	✓							
3015	✓		✓			✓	✓			✓	✓	



code **3936**

code 3936	Size (mm)	Pcs	Kg capacity	Security
Pegboard	-	-	-	
Drawer	-	-	-	
Fixed Shelf 1	-	-	-	
Fixed Shelf 2	-	-	-	
Cabinet	-	-	-	-
Workbench	1120x700x850		500	



code **3945**




8 pcs A-150 Linbins

code 3945	Size (mm)	Pcs	Kg capacity	Security
Pegboard	1120x550	1	-	
Drawer	300x450	5	5x80	
Fixed Shelf 1	-	-	-	
Fixed Shelf 2	-	-	-	
Cabinet	410x570x600	1	-	Central
Workbench	1120x700x1900		500	



code **3941**

code 3941	Size (mm)	Pcs	Kg capacity	Security
Pegboard	-	-	-	
Drawer	300x450	3	3x80	
Fixed Shelf 1	-	-	-	
Fixed Shelf 2	450x985	1	150	
Cabinet	410x570x400	1	-	Central
Workbench	1120x700x850		500	



code **3942**

code 3942	Size (mm)	Pcs	Kg capacity	Security
Pegboard	1120x550	1	-	
Drawer	300x450	3	3x80	
Fixed Shelf 1	-	-	-	
Fixed Shelf 2	985x450	1	150	
Cabinet	410x570x400	1	-	Central
Workbench	1120x700x1500		500	



code **3944**

code 3944	Size (mm)	Pcs	Kg capacity	Security
Pegboard	1120x550	1	-	
Drawer	300x450	5	5x80	
Fixed Shelf 1	-	-	-	
Fixed Shelf 2	-	-	-	
Cabinet	410x570x600	1	-	Central
Workbench	1120x700x1500		500	



code **3943**

code 3943	Size (mm)	Pcs	Kg capacity	Security
Pegboard	-	-	-	
Drawer	300x450	5	5x80	
Fixed Shelf 1	-	-	-	
Fixed Shelf 2	-	-	-	
Cabinet	410x570x600	1	-	Central
Workbench	1120x700x850		500	



code **3460**

code 3460	Size (mm)	Pcs	Kg capacity	Security
Pegboard	-	-	-	
Drawer	450x450	2	2x80	
Fixed Shelf 1	530x555	2	2x50	
Fixed Shelf 2	-	-	-	
Cabinet	560x570x800	2	-	Latch
Workbench	1120x600x850		500	



code **3465**

code 3465	Size (mm)	Pcs	Kg capacity	Security
Pegboard	1120x550	1	-	
Drawer	450x450	2	2x80	
Fixed Shelf 1	530x555	2	2x50	
Fixed Shelf 2	-	-	-	
Cabinet	560x570x800	2	-	Latch
Workbench	1120x700x1500		500	



code **3919**

code 3919	Size (mm)	Pcs	Kg capacity	Security
Pegboard	1120x550	1	-	
Drawer	450x450	2	2x80	
Fixed Shelf 1	530x555	2	2x50	
Fixed Shelf 2	-	-	-	
Cabinet	560x570x700	2	-	Latch
Workbench	1120x600x1500		500	



code **3918**

code 3918	Size (mm)	Pcs	Kg capacity	Security
Pegboard	-	-	-	
Drawer	450x450	2	2x80	
Fixed Shelf 1	530x555	2	2x50	
Fixed Shelf 2	-	-	-	
Cabinet	560x570x700	2	-	Latch
Workbench	1120x600x850		500	



code **3922**


code 3922	Size (mm)	Pcs	Kg capacity	Security
Pegboard	-	-	-	
Drawer	450x450	6	6x80	
Fixed Shelf 1	530x555	1	50	
Fixed Shelf 2	-	-	-	
Cabinet	560x570x700	2	-	Central Latch
Workbench	1120x600x850		500	



code **3921**

code 3921	Size (mm)	Pcs	Kg capacity	Security
Pegboard	1120x550	1	-	
Drawer	450x450	6	6x80	
Fixed Shelf 1	530x555	1	1x50	
Fixed Shelf 2	-	-	-	
Cabinet	560x570x700	2	-	Central Latch
Workbench	1120x600x1500		500	


36X36 E



On the desktop, there are 2 lockable cabinets with sliding doors and hanger panels inside.



	3520	3530	3526	3535	3515	3525	3510
TS1765							
TK1770	✓	✓	✓	✓	✓	✓	✓
PVC1770	✓	✓	✓	✓	✓	✓	✓
GZT1770	✓	✓	✓	✓	✓	✓	✓
MDF1770	✓	✓	✓	✓	✓	✓	✓
INOX1770	✓	✓	✓	✓	✓	✓	✓
ESD1770	✓	✓	✓	✓	✓	✓	✓
MSF1770							
FTX-170	✓	✓	✓	✓	✓	✓	✓
EP15	✓	✓	✓	✓	✓	✓	✓
HJK4	✓	✓	✓	✓	✓	✓	✓
KM125	✓	✓	✓	✓	✓	✓	✓
KM150	✓	✓	✓	✓	✓	✓	✓
SDD900	✓	✓	✓	✓	✓	✓	✓
SDD1800	✓	✓		✓			
AVR500	✓	✓	✓	✓	✓	✓	✓
AVR980							
8060	✓				✓		✓
7080	✓	✓	✓	✓	✓	✓	✓
7083	✓	✓	✓	✓	✓	✓	✓
7085	✓	✓	✓	✓	✓	✓	✓




code **3520**

code 3520	Size (mm)	Pcs	Kg capacity	Security
Cabinet w/ Pegboard	1800x250x800	2	-	
Drawer	600x600	19	19x80	
■ Fixed Shelf	705X685	1	50	
■ Cabinet 1	710x725x800	3	-	Central
■ Cabinet 2	710x725x800	1	-	Latch
■ Cabinet 3	900x400x400	4	-	-
Workbench	3600x750x2050		1500	




code **3530**

code 3530	Size (mm)	Pcs	Kg capacity	Security
Cabinet w/ Pegboard	1800x250x800	2	-	
Drawer	600x600	18	18x80	
■ Mobile Shelf	610X610	6	6x80	
■ Cabinet 1	710x725x800	3	-	Central
■ Cabinet 2	710x750x800	2	-	Latch
■ Cabinet 3	900x400x400	4	-	-
Workbench	3600x750x2050		1500	



code **3535**

code 3535	Size (mm)	Pcs	Kg capacity	Security
Cabinet w/ Pegboard	1800x250x800	2	-	
Drawer	600x600	5	5x80	
■ Fixed Shelf	705X685	5	5x50	
■ Cabinet 1	710x725x800	5	-	Latch
■ Cabinet 2	-	-	-	-
■ Cabinet 3	900x400x400	4	-	-
Workbench	3600x750x2050		1500	



code **3526**

code 3526	Size (mm)	Pcs	Kg capacity	Security
Pegboard	1800x800	2	-	
Drawer	600x600	5	5x80	
■ Fixed Shelf	705X685	5	5x50	
■ Cabinet 1	710x725x800	5	-	Latch
■ Cabinet 2	-	-	-	-
■ Cabinet 3	900x400x400	4	-	-
Workbench	3600x750x2050		1500	




code **3525**

code 3525	Size (mm)	Pcs	Kg capacity	Security
Pegboard	1800x800	2	-	
Drawer	600x600	18	18x80	
■ Mobile Shelf	600X600	6	6x80	
■ Cabinet 1	710x725x800	3	-	Central
■ Cabinet 2	710x750x800	2	-	Latch
■ Cabinet 3	900x400x400	4	-	-
Workbench	3600x750x2050		1500	



code **3515**


code 3515	Size (mm)	Pcs	Kg capacity	Security
Pegboard	1800x800	2	-	
■ Drawer 1	600x600	3	3x80	
■ Drawer 2	450x450	3	3x30	
■ Fixed Shelf	705X685	3	3x50	
■ Cabinet 1	710x725x800	3	-	Latch
■ Cabinet 2	560x570x620	1	-	Central
■ Cabinet 3	900x400x400	4	-	-
Workbench	3600x750x2050		1500	



code **3510**

code 3510	Size (mm)	Pcs	Kg capacity	Security
Pegboard	1800x800	2	-	
Drawer	600x600	13	13x80	
■ Fixed Shelf	705X685	1	50	
■ Cabinet 1	710x725x800	2	-	Central
■ Cabinet 2	710x725x800	1	-	Latch
■ Cabinet 3	900x400x400	4	-	-
Workbench	3600x750x2050		1500	

36X36 E



TS2275											
TK2275	✓	✓	✓	✓	✓	✓	✓	✓	✓	✓	✓
PVC2275	✓	✓	✓	✓	✓	✓	✓	✓	✓	✓	✓
GZT2275	✓	✓	✓	✓	✓	✓	✓	✓	✓	✓	✓
MDF2275	✓	✓	✓	✓	✓	✓	✓	✓	✓	✓	✓
INOX2275	✓	✓	✓	✓	✓	✓	✓	✓	✓	✓	✓
ESD2275	✓	✓	✓	✓	✓	✓	✓	✓	✓	✓	✓
MSF2275											
FTX-170								✓	✓	✓	✓
EP15								✓	✓	✓	✓
HJK4	✓	✓	✓	✓	✓	✓	✓	✓	✓	✓	✓
KM125	✓	✓	✓	✓	✓	✓	✓	✓	✓	✓	✓
KM150	✓	✓	✓	✓	✓	✓	✓	✓	✓	✓	✓
SDD900								✓	✓	✓	✓
AVR17											
AVR500								✓	✓	✓	✓
8060	✓		✓				✓	✓			
7080	✓	✓	✓	✓	✓	✓	✓	✓	✓	✓	✓
7083	✓	✓	✓	✓	✓	✓	✓	✓	✓	✓	✓
7085	✓	✓	✓	✓	✓	✓	✓	✓	✓	✓	✓
7010		✓		✓				✓		✓	
3035	✓	✓	✓	✓	✓	✓	✓				



code **3576**

code 3576	Size (mm)	Pcs	Kg capacity	Security
Pegboard	-	-	-	
Drawer	600x600	2	2x80	
Fixed Shelf	705X685	2	2x50	
Cabinet	710x725x800	2	-	Latch
Workbench	2200x750x850		500	



code **3495**

code 3495	Size (mm)	Pcs	Kg capacity	Security
Pegboard	2200x550	-	-	
Drawer	600x600	3	3x80	
Fixed Shelf	705X685	2	2x50	
Cabinet	710x725x800	2	-	Latch
Workbench	2200x750x1900		800	



code **3475**

code 3475	Size (mm)	Pcs	Kg capacity	Security
Pegboard	-	-	-	
Drawer	600x600	3	3x80	
Fixed Shelf	705X685	2	2x50	
Cabinet	710x725x800	2	-	Latch
Workbench	2200x750x850		800	



code **3578**

code 3578	Size (mm)	Pcs	Kg capacity	Security
Pegboard	2200x550	-	-	
Drawer	600x600	3	3x80	
Fixed Shelf	705X685	3	3x50	
Cabinet	710x725x800	3	-	Latch
Workbench	2200x750x1500		800	



code **3577**

code 3577	Size (mm)	Pcs	Kg capacity	Security
Pegboard	2200x550	-	-	
Drawer	600x600	2	2x80	
Fixed Shelf	705X685	2	2x50	
Cabinet	710x725x800	2	-	Latch
Workbench	2200x750x1500		800	



code **3490**

code 3490	Size (mm)	Pcs	Kg capacity	Security
Pegboard	-	-	-	
Drawer 1	600x600	2	2x80	
Drawer 2	450x450	3	3x30	
Fixed Shelf	705X685	2	2x50	
Cabinet1	710x725x800	2	-	Latch
Cabinet 2	560x570x620	1	-	Central
Workbench	2200x750x850		800	



code **3425**

code 3425	Size (mm)	Pcs	Kg capacity	Security
Pegboard	2200x550	1	-	
Drawer	600x600	12	12x80	
Mobile Shelf	600x600	3	3x80	
■ Cabinet 1	710x725x800	2		Central
■ Cabinet 2	710x750x800	1		Latch
Workbench	2200x750x1900		800	



code **3470**

code 3470	Size (mm)	Pcs	Kg capacity	Security
Pegboard	-	-	-	
Drawer	600x600	13	13x80	
Fixed Shelf	-	-	-	
Cabinet	710x725x800	2	-	Central
Workbench	2200x750x850		800	



code **3200**

code 3200	Size (mm)	Pcs	Kg capacity	Security
Pegboard	-	-	-	
Drawer	600x600	12	12x80	
Fixed Shelf	-	-	-	
Cabinet	710x725x800	2	-	Central
Workbench	2200x750x850		800	



code **3575**


code 3575	Size (mm)	Pcs	Kg capacity	Security
Pegboard	-	-	-	
Drawer	600x600	6	6x80	
Mobile Shelf	600x600	6	6x80	
■ Cabinet 1	710x725x800	1		Central
■ Cabinet 2	710x750x800	2		Latch
Workbench	2200x750x850		800	



code **3900**

code 3900	Size (mm)	Pcs	Kg capacity	Security
Pegboard	-	-	-	
Drawer	600x600	6	6x80	
Mobile Shelf	600x600	3	3x80	
■ Cabinet 1	710x725x800	1		Central
■ Cabinet 2	710x750x800	1		Latch
Workbench	1500x750x850		800	

27X27 E



27X54 EK




	3480	3646	3642	3640	3643	3644	3485	3647	3641	3645
TK1760	✓						✓			
TK2260		✓	✓	✓	✓	✓		✓	✓	✓
PVC1760	✓						✓			
PVC2260		✓	✓	✓	✓	✓		✓	✓	✓
GZT1760	✓						✓			
GZT2260		✓	✓	✓	✓	✓		✓	✓	✓
MDF1760	✓						✓			
MDF2260		✓	✓	✓	✓	✓		✓	✓	✓
INOX1760	✓						✓			
INOX2260		✓	✓	✓	✓	✓		✓	✓	✓
ESD1760	✓						✓			
ESD2260		✓	✓	✓	✓	✓		✓	✓	✓
FTX-170							✓	✓	✓	✓
EP15							✓	✓	✓	✓
HJK4	✓	✓	✓	✓	✓	✓	✓	✓	✓	✓
KM125	✓	✓	✓	✓	✓	✓	✓	✓	✓	✓
KM150	✓	✓	✓	✓	✓	✓	✓	✓	✓	✓
AVR500							✓	✓	✓	✓
5071	✓	✓	✓	✓	✓	✓	✓	✓	✓	✓
5075	✓	✓	✓	✓	✓	✓	✓	✓	✓	✓
10070	✓	✓	✓	✓	✓	✓	✓	✓	✓	✓
10071	✓	✓	✓	✓	✓	✓	✓	✓	✓	✓
3000	✓									
3035		✓	✓	✓	✓	✓				



code **3480**

code 3480	Size (mm)	Pcs	Kg capacity	Security
Pegboard	-	-	-	
■ Drawer 1	450x450	1	80	
■ Drawer 2	900x450	5	5x80	
Fixed Shelf	555x530	1	50	
■ Cabinet 1	1010x570x700	1	-	Central
■ Cabinet 2	560x570x700	1	-	Latch
Workbench	1700x600x850		1000	




code **3645**

code 3645	Size (mm)	Pcs	Kg capacity	Security
Pegboard	2200x550	1	-	
■ Drawer 1	450x450	2	2x80	
■ Drawer 2	900x450	5	5x80	
Fixed Shelf	555x530	2	2x50	
■ Cabinet 1	1010x570x700	1	-	Central
■ Cabinet 2	560x570x700	2	-	Latch
Workbench	2200x600x1900		800	



code **3485**

code 3485	Size (mm)	Pcs	Kg capacity	Security
Pegboard	1700x550	1	-	
■ Drawer 1	450x450	1	80	
■ Drawer 2	900x450	5	5x80	
Fixed Shelf	555x530	1	-	
■ Cabinet 1	1010x570x700	1	-	Central
■ Cabinet 2	560x570x700	1	-	Latch
Workbench	1700x600x1500		1000	



code **3642**

code 3642	Size (mm)	Pcs	Kg capacity	Security
Pegboard	-	-	-	
■ Drawer 1	450x450	2	2x80	
■ Drawer 2	900x450	5	5x80	
Fixed Shelf	555x530	2	2x50	
■ Cabinet 1	1010x570x700	1	-	Central
■ Cabinet 2	560x570x700	2	-	Latch
Workbench	2200x600x850		800	



code **3643**

code 3643	Size (mm)	Pcs	Kg capacity	Security
Pegboard	-	-	-	
■ Drawer 1	-	-	-	
■ Drawer 2	900x450	5	5x80	
Fixed Shelf	940x530	1	120	
■ Cabinet 1	1010x570x700	1	-	Central
■ Cabinet 2	1010x570x700	1	-	Latch
Workbench	2200x600x850		800	




code **3640**

code 3640	Size (mm)	Pcs	Kg capacity	Security
Pegboard	-	-	-	
Drawer 1	-	-	-	
Drawer 2	900x450	10	10x80	
Fixed Shelf	-	-	-	
Cabinet 1	-	-	-	-
Cabinet 2	1010x570x700	2	-	Central
Workbench	2200x600x850		800	



code **3647**

code 3647	Size (mm)	Pcs	Kg capacity	Security
Pegboard	2200x550	1	-	
Drawer 1	450x450	10	10x80	
Drawer 2	-	-	-	
Fixed Shelf	940x530	1	120	
Cabinet 1	560x570x700	2	-	Central
Cabinet 2	1010x570x700	1	-	Latch
Workbench	2200x600x1500		800	



code **3641**

code 3641	Size (mm)	Pcs	Kg capacity	Security
Pegboard	2200x550	1	-	
Drawer 1	-	-	-	
Drawer 2	900x450	10	10x80	
Fixed Shelf	-	-	-	
Cabinet 1	-	-	-	-
Cabinet 2	1010x570x700	2	-	Central
Workbench	2200x600x1500		800	



code **3646**


code 3646	Size (mm)	Pcs	Kg capacity	Security
Pegboard	-	-	-	
Drawer 1	450x450	10	10x80	
Drawer 2	-	-	-	
Fixed Shelf	940x530	1	120	
Cabinet 1	560x570x700	2	-	Central
Cabinet 2	1010x570x700	1	-	Latch
Workbench	2200x600x850		800	




code **3644**

code 3644	Size (mm)	Pcs	Kg capacity	Security
Pegboard	-	-	-	
Drawer 1	-	-	-	
Drawer 2	-	-	-	
Fixed Shelf	940x530	2	2x120	
Cabinet 1	-	-	-	-
Cabinet 2	1010x570x700	2	-	Latch
Workbench	2200x600x850		800	

18X27 E

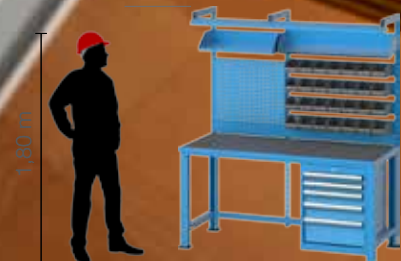


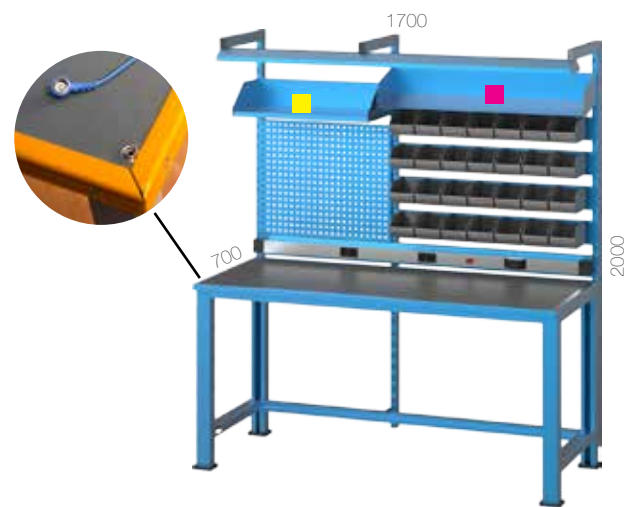
27X27 E



ELECTRICIAN WORKBENCHES

	3684	3686	3687	3688	3405	3410	3415	3420
TS1770					✓	✓	✓	✓
TK1770	1700 ✓	✓	✓	✓	✓	✓	✓	✓
PVC1770	✓	✓	✓	✓				
GZT1770	✓	✓	✓	✓	✓	✓	✓	✓
MDF1770	✓	✓	✓	✓	✓	✓	✓	✓
INOX1770	✓	✓	✓	✓	✓	✓	✓	✓
ESD1770	✓	✓	✓	✓				
MSF1770								
FTX-170					✓	✓	✓	✓
EP15	✓	✓	✓	✓	✓	✓	✓	✓
HJK4	✓	✓	✓	✓	✓	✓	✓	✓
KM125	✓	✓	✓	✓	✓	✓	✓	✓
KM150	✓	✓	✓	✓	✓	✓	✓	✓
SDD900	✓	✓	✓	✓				
AVR17	✓	✓	✓	✓	✓	✓	✓	✓
AVR500	✓	✓	✓	✓				
1030	✓	✓	✓	✓	✓	✓	✓	✓
1040	✓	✓	✓	✓				
5030	✓	✓	✓	✓	✓	✓	✓	✓
5040	✓	✓	✓	✓				
5060	✓	✓	✓	✓				
5071	✓	✓	✓	✓				
5072	✓	✓	✓	✓				
3000	✓	✓	✓	✓	✓	✓	✓	






code **3684**



28 pcs A-150 Linbins

code 3684	Size (mm)	Pcs	Kg capacity	Security
Pegboard	680x550	1	-	
Drawer	-	-	-	
Fixed Shelf 1	680x320	1	-	
Fixed Shelf 2	980x220	1	-	-
Cabinet	-	-	-	-
Workbench	1700x700x2000		500	

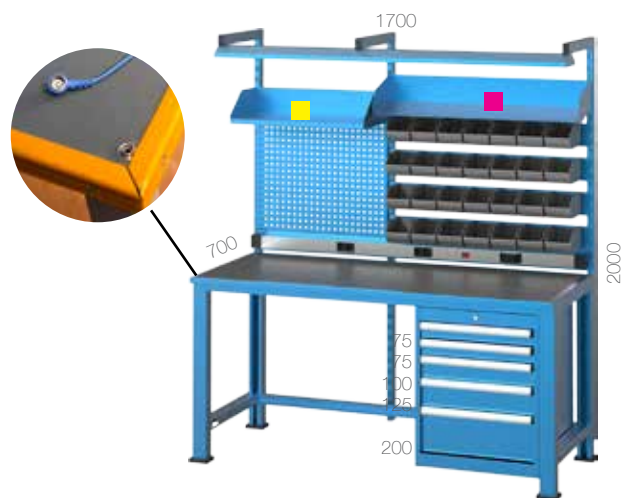


code **3686**



28 pcs A-150 Linbins

code 3686	Size (mm)	Pcs	Kg capacity	Security
Pegboard	680x550	1	-	
Drawer	300x450	2	2x80	
Fixed Shelf 1	680x320	1	-	
Fixed Shelf 2	980x220	1	-	-
Cabinet	410x570x300	1	-	Central
Workbench	1700x700x2000		500	

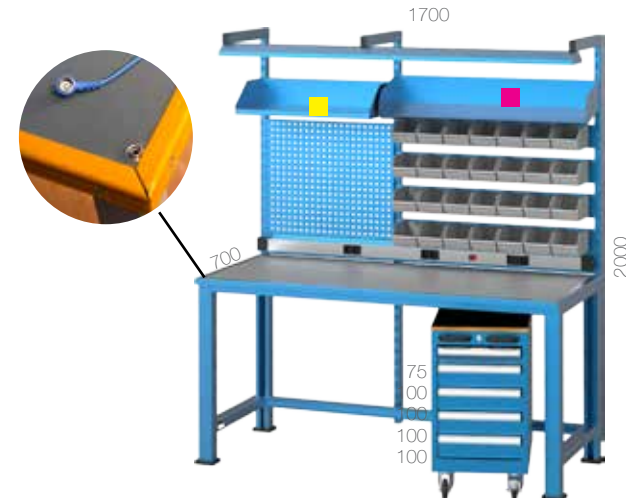


code **3688**



28 pcs A-150 Linbins

code 3688	Size (mm)	Pcs	Kg capacity	Security
Pegboard	680x550	1	-	
Drawer	450x450	5	5x80	
Fixed Shelf 1	680x320	1	-	
Fixed Shelf 2	980x220	1	-	-
Cabinet	570x560x700	1	-	Central
Workbench	1700x700x2000		500	



code **3687**



28 pcs A-150 Linbins

code 3687	Size (mm)	Pcs	Kg capacity	Security
Pegboard	680x550	1	-	
Drawer	300x450	5	5x80	
Fixed Shelf 1	680x320	1	-	
Fixed Shelf 2	980x220	1	-	-
Cabinet	410x570x600	1	-	Central
Workbench	1700x700x2000		500	

PACKAGING WORKBENCHES



code **3405**

code 3405	Size (mm)	Pcs	Kg capacity	Security
Pegboard	-	-	-	
Drawer	-	-	-	
Fixed Shelf	-	-	-	
Cabinet	-	-	-	-
Workbench	1700x700x2000		500	



code **3410**

code 3410	Size (mm)	Pcs	Kg capacity	Security
Pegboard	-	-	-	
Drawer	-	-	-	
Fixed Shelf	-	-	-	
Cabinet	-	-	-	-
Workbench	1700x700x2000		500	



code **3415**

code 3415	Size (mm)	Pcs	Kg capacity	Security
Pegboard	-	-	-	
Drawer	450x450	1	80	
Fixed Shelf	-	-	-	
Cabinet	560x570x300	1	-	Central
Workbench	1700x700x2000		500	




code **3420**

code 3420	Size (mm)	Pcs	Kg capacity	Security
Pegboard	1700x550	1	-	
Drawer	450x450	2	2x80	
Fixed Shelf	-	-	-	
Cabinet	560x570x300	1	-	Central
Workbench	1700x700x2000		500	



27X27 E



TS0770									
TK0770		✓	✓	✓	✓	✓	✓	✓	✓
PVC0770		✓	✓	✓	✓	✓	✓	✓	✓
GZT0770		✓	✓	✓	✓	✓	✓	✓	✓
MDF0770		✓	✓	✓	✓	✓	✓	✓	✓
INOX0770		✓	✓	✓	✓	✓	✓	✓	✓
ESD0770		✓	✓	✓	✓	✓	✓	✓	✓
MSF0770		✓	✓	✓	✓	✓	✓	✓	✓
HJK4		✓	✓	✓	✓	✓	✓	✓	✓
KM125		✓	✓	✓	✓	✓	✓	✓	✓
KM150		✓	✓	✓	✓	✓	✓	✓	✓
AVR500				✓	✓		✓	✓	✓
5031		✓	✓	✓	✓	✓	✓	✓	✓
5042		✓	✓	✓	✓	✓	✓	✓	✓
5060		✓	✓	✓	✓	✓	✓	✓	✓
5071		✓	✓	✓	✓	✓	✓	✓	✓
5072		✓	✓	✓	✓	✓	✓	✓	✓
5075		✓	✓	✓	✓	✓	✓	✓	✓
3000		✓	✓	✓	✓	✓	✓	✓	✓



code **3360**

code 3360	Size (mm)	Pcs	Kg capacity	Security
Pegboard	-	-	-	
Drawer	-	-	-	
Cabinet	-	-	-	-
Workbench	700x700x850		800	



code **3365**

code 3365	Size (mm)	Pcs	Kg capacity	Security
Pegboard	700x550	1	-	
Drawer	-	-	-	
Cabinet	-	-	-	-
Workbench	700x700x1400		800	



code **3375**

code 3375	Size (mm)	Pcs	Kg capacity	Security
Pegboard	-	-	-	
Drawer	450x450	2	2x80	
Cabinet	560x570x400	1	-	Central
Workbench	700x700x850		800	



code **3385**

code 3385	Size (mm)	Pcs	Kg capacity	Security
Pegboard	700x550	1	-	
Drawer	450x450	2	2x80	
Cabinet	560x570x400	1	-	Central
Workbench	700x700x1400		800	



code **3370**

code 3370	Size (mm)	Pcs	Kg capacity	Security
Pegboard	-	-	-	
Drawer	450x450	1	80	
Cabinet	560x570x300	1	-	Central
Workbench	700x700x850		800	



code **3380**

code 3380	Size (mm)	Pcs	Kg capacity	Security
Pegboard	700x550	1	-	
Drawer	450x450	1	80	
Cabinet	560x570x300	1	-	Central
Workbench	700x700x1400		800	



code **3390**


code 3390	Size (mm)	Pcs	Kg capacity	Security
Pegboard	700x550	1	-	
Drawer	450x450	1	80	
Cabinet	560x570x700	1	-	Latch
Workbench	700x700x1400		800	



code **3395**

code 3395	Size (mm)	Pcs	Kg capacity	Security
Pegboard	700x550	1	-	
Drawer	450x450	5	5x80	
Cabinet	560x570x600	1	-	Central
Workbench	700x700x1400		800	

27X27 E



POLYGONAL WORKBENCHES



TS ₁₈₁₅								
TK ₁₈₁₅	✓	✓	✓	✓	✓	✓	✓	✓
PVC ₁₈₁₅	✓	✓	✓	✓	✓	✓	✓	✓
GZT ₁₈₁₅	✓	✓	✓	✓	✓	✓	✓	✓
MDF ₁₈₁₅	✓	✓	✓	✓	✓	✓	✓	✓
INOX ₁₈₁₅								
ESD ₁₈₁₅								
MSF ₁₈₁₅								
HJK4	✓	✓	✓	✓	✓	✓	✓	✓
KM125	✓	✓	✓	✓	✓	✓	✓	✓
KM150	✓	✓	✓	✓	✓	✓	✓	✓
5031	✓	✓		✓		✓		✓
5040	✓	✓		✓		✓		✓
5060	✓	✓		✓		✓		✓
5071				✓			✓	
5072				✓			✓	
5075				✓			✓	
5080			✓		✓			
6800			✓		✓			



code **3845**

code 3845	Size (mm)	Pcs	Kg capacity	Security
Fixed Shelf	370x565	3	3x100	
Drawer	450x450	3	3x80	
Cabinet	560x570x200	3	-	Central
Workbench	1830x1585x850		2000	



code **3825**

code 3825	Size (mm)	Pcs	Kg capacity	Security
Fixed Shelf	370x565	3	3x100	
Drawer	-	-	-	
Cabinet	-	-	-	-
Workbench	1830x1585x850		2000	



code **3800**

code 3800	Size (mm)	Pcs	Kg capacity	Security
Fixed Shelf	-	-	-	
Drawer	450x450	18	18x80	
Cabinet	560x570x800	3	-	Central
Workbench	1830x1585x850		800	



code **3840**

code 3840	Size (mm)	Pcs	Kg capacity	Security
Fixed Shelf	-	-	-	
Drawer	450x450	15	15x80	
Cabinet	560x570x700	3	-	Central
Workbench	1830x1585x850		1000	



code **3805**

code 3805	Size (mm)	Pcs	Kg capacity	Security
Fixed Shelf	370x565	3	3x100	
Drawer	450x450	9	9x80	
Cabinet	560x570x400	3	-	Central
Workbench	1830x1585x850		2000	



code **3815**

code 3815	Size (mm)	Pcs	Kg capacity	Security
Fixed Shelf	-	-	-	
Drawer	450x450	16	16x80	
Cabinet	560x570x500	4	-	Central
Workbench	1830x1830x850		2000	



code **3830**

code 3830	Size (mm)	Pcs	Kg capacity	Security
Fixed Shelf	555x530	3	3x50	
Drawer	-	-	-	
Cabinet	560x570x700	3	-	Latch
Workbench	1830x1585x850		1000	



code **3820**

code 3820	Size (mm)	Pcs	Kg capacity	Security
Fixed Shelf	555x530	3	3x50	
Drawer	450x450	3	3x80	
Cabinet	560x570x800	3	-	Latch
Workbench	1830x1585x850		800	



FOREMEN & SUPERVISOR TABLES



code **3105**



code **3106**



code **3107**




code **3108**



MOBILE WORK BENCHES

- + Suitable for production, maintenance, servicing areas.
- + The 30x30x1.5 mm box is profile framework and electrostatic powder coated.
- + On demand can peg boards, electricity panels, fluorescent lamps, vices, plastic bins be added to the benches.
- + It is possible to mount different cabinet alternatives under the carts.
- + The table tops are produced of pinotex painted 25 mm MDF plates and the plate tops can be rubber plate, galvanized sheet, stainless sheet according to the need.
- + The rubber sheets are fixed with galvanized L shaped brackets to the MDF.
- + The wheel set consist of 2 fixed, 1 swivel and 1 swivel+brake 125mm wheels.

27X27 E



code **8230**

code 8230	Size (mm)	Pcs	Kg capacity	Security
Pegboard	-	-	-	
Drawer	450x450	10	10x80	
Cabinet	560x570x700	2	-	Central
Workbench	1120x570x920		-	



code **8225**

code 8225	Size (mm)	Pcs	Kg capacity	Security
Pegboard	1120x550	-	-	
Drawer	450x450	5	5x80	
Fixed Shelf	555x530	1	50	
Cabinet	560x570x700	2	-	Central Latch
Workbench	1120x570x1570		-	



code **8023**

code 8023	Size (mm)	Pcs	Kg capacity	Security
Pegboard	-	-	-	
Drawer	450x450	5	5x80	
Fixed Shelf	555x530	1	50	
Cabinet	560x570x700	2	-	Central Latch
Workbench	1120x570x920		-	



code **8030**

code 8030	Size (mm)	Pcs	Kg capacity	Security
Pegboard	1120x550	-	-	
Drawer	450x450	5	5x80	
Fixed Shelf	555x530	1	50	
Cabinet	560x570x700	2	-	Central Latch
Workbench	1120x570x1970		-	



code **8021**

code 8021	Size (mm)	Pcs	Kg capacity	Security
Pegboard	-	-	-	
Drawer	450x450	5	5x80	
Fixed Shelf	520x570	2	50	
Cabinet	560x570x700	1	-	Central
Workbench	1120x570x960		-	




code **8027**

code 8027	Size (mm)	Pcs	Kg capacity	Security
Pegboard	1120x550	-	-	
Drawer	450x450	5	5x80	
Fixed Shelf	520x570	2	50	
Cabinet	560x570x700	1	-	Central
Workbench	1120x570x1640		-	



27X27 E



code **8017**

code 8017	Size (mm)	Pcs	Kg capacity	Security
Pegboard	-	-	-	
Drawer	450x450	1	80	
Fixed Shelf	570x1120	1	100	
Cabinet	560x570x300	1	-	Central
Workbench	1120x570x960		-	



code **8128**

code 8128	Size (mm)	Pcs	Kg capacity	Security
Pegboard	-	-	-	
Drawer	450x450	2	2x80	
Fixed Shelf	570x1120	1	100	
Cabinet	560x570x300	1	-	Central
Workbench	1120x570x960		-	



code **8038**

code 8038	Size (mm)	Pcs	Kg capacity	Security
Pegboard	1120x550	-	-	
Drawer	450x450	2	2x80	
Fixed Shelf	570x1120	1	100	
Cabinet	560x570x300	1	-	Central
Workbench	1120x570x1610		-	



code **8036**

code 8036	Size (mm)	Pcs	Kg capacity	Security
Pegboard	1120x550	-	-	
Drawer	450x450	1	80	
Fixed Shelf	570x1120	1	100	
Cabinet	560x570x300	1	-	Central
Workbench	1120x570x1610		-	




code **8129**

code 8129	Size (mm)	Pcs	Kg capacity	Security
Pegboard	-	-	-	
Drawer	450x450	2	2x80	
Fixed Shelf	570x1120	1	100	
Cabinet	560x570x300	1	-	Central
Workbench	1120x570x960		-	



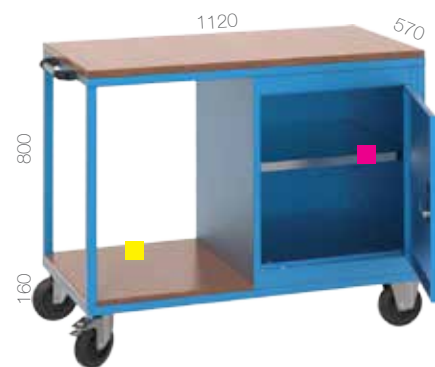
27X27 E



code **8052**



code **8051**



code **8122**



code **8019**

code 8122	Size (mm)	Pcs	Kg capacity	Security
Pegboard	-	-	-	
Drawer	-	-	-	
Fixed Shelf 1	520x570	1	100	
Fixed Shelf 2	555x530	1	50	
Cabinet	560x570x700	1	-	Latch
Workbench	1120x570x960		-	

code 8019	Size (mm)	Pcs	Kg capacity	Security
Pegboard	-	-	-	
Drawer	-	-	-	
Fixed Shelf 1	-	-	-	
Fixed Shelf 2	555x530	2	2x50	
Cabinet	560x570x700	2	-	Latch
Workbench	1120x570x920		-	

code 8052	Size (mm)	Pcs	Kg capacity	Security
Pegboard	-	-	-	
Drawer	450x450	2	2x80	
Fixed Shelf 1	-	-	-	
Fixed Shelf 2	555x530	2	2x50	
Cabinet	560x570x700	2	-	Latch
Workbench	1120x570x920		-	

code 8051	Size (mm)	Pcs	Kg capacity	Security
Pegboard	1120x550	-	-	
Drawer	450x450	1	80	
Fixed Shelf 1	520x570	2	2x100	
Fixed Shelf 2	555x530	1	50	
Cabinet	560x570x700	1	-	Latch
Workbench	1120x570x1610		-	



code **8053**

code 8053	Size (mm)	Pcs	Kg capacity	Security
Pegboard	1120x550	-	-	
Drawer	450x450	2	2x80	
Fixed Shelf 1	-	-	-	
Fixed Shelf 2	555x530	2	2x50	
Cabinet	560x570x700	2	-	Latch
Workbench	1120x570x1920		-	





code **8024**

code 8024	Size (mm)	Pcs	Kg capacity	Security
Fixed Shelf	570x1120	1	100	
Workbench	1120x570x960		-	



code **8026**

code 8026	Size (mm)	Pcs	Kg capacity	Security
Fixed Shelf	570x1120	2	100	
Workbench	1120x570x960		-	



code **8235**

code 8235	Size (mm)	Pcs	Kg capacity	Security
Fixed Shelf	570x1120	1	100	
Workbench	1120x570x1510		-	



code **8034**

code 8034	Size (mm)	Pcs	Kg capacity	Security
Pegboard	550x1120	-	-	
Fixed Shelf	570x1120	1	100	
Workbench	1120x570x1610		-	






PEGBOARDS

Pegboards include 10x10mm square holes. The distance of the holes is from centre to centre 30mm. 4 sides are double bent. They consist of 1.20 mm steel sheet and are electrostatic powder coated.

With the established joint sizes for side by side installation provide our boards to possibility to install them in the width and in the height.




HOOK SETS




code **3025**



code **3040**



code **3010**




code **3015**



code **3005**



code **3000**



code **3035**



Kod:300-50

- Set of 50**
- K1 : 14 Pcs
 - K2 : 6 Pcs
 - K3 : 4 Pcs
 - K4 : 6 Pcs
 - K5 : 2 Pcs
 - K6 : 2 Pcs
 - K7 : 2 Pcs
 - K8 : 6 Pcs
 - K9 : 1 Pcs
 - K10 : 1 Pcs
 - K11 : 1 Pcs
 - K12 : 1 Pcs
 - K13 : 1 Pcs
 - K14 : 1 Pcs
 - K15 : 2 Pcs



Kod:300-75

- Set of 75**
- K1 : 15 Pcs
 - K2 : 14 Pcs
 - K3 : 7 Pcs
 - K4 : 10 Pcs
 - K5 : 3 Pcs
 - K6 : 3 Pcs
 - K7 : 3 Pcs
 - K8 : 10 Pcs
 - K9 : 1 Pcs
 - K10 : 1 Pcs
 - K11 : 1 Pcs
 - K12 : 1 Pcs
 - K13 : 1 Pcs
 - K14 : 1 Pcs
 - K15 : 4 Pcs




Kod:300-35

- Set of 35**
- K1 : 10 Pcs
 - K2 : 4 Pcs
 - K3 : 3 Pcs
 - K4 : 2 Pcs
 - K5 : 2 Pcs
 - K6 : 2 Pcs
 - K7 : 2 Pcs
 - K8 : 2 Pcs
 - K9 : 1 Pcs
 - K10 : 1 Pcs
 - K11 : 1 Pcs
 - K12 : 1 Pcs
 - K13 : 1 Pcs
 - K14 : 1 Pcs
 - K15 : 2 Pcs




Kod:300-25

- Set of 25**
- K1 : 7 Pcs
 - K2 : 4 Pcs
 - K3 : 2 Pcs
 - K4 : 2 Pcs
 - K5 : 1 Pcs
 - K6 : 1 Pcs
 - K7 : 2 Pcs
 - K8 : 2 Pcs
 - K10 : 1 Pcs
 - K11 : 1 Pcs
 - K15 : 2 Pcs



code **3060**




code **3050**

HOOKS



L: 50mm
Ø 4mm

code **K1**



r: 22mm
Ø 4mm

code **K4**



r: 80mm
Ø 4mm

code **K7**




Ø : 7-12mm

code **K10**



Ø : 3-12mm

code **K13**



250x70x50mm

code **K16**




L: 143mm
Ø 5mm

code **K2**




r: 40mm
Ø 4mm

code **K5**



r: 40mm
Ø 4mm

code **K8**



Ø: 6-8mm

code **K11**




160x110x20mm

code **K14**



Ø : 70mm

code **K17**




Ø: 12 - 30mm

code **K3**



L: 140mm
Ø 4mm

code **K6**




Ø : 2-14mm

code **K9**



A150
Linbins

code **K12**



r: 54mm
Ø 4mm

code **K15**



A4

code **K18**




TOOL CARTS

The most important advantage of our products in the tool cart range is that they provide an ergonomic and practical usage thanks to their small dimensions.

Tool losses are kept at least level with the storage of the tools in the drawers. Our products are generally preferred in the automotive service sector and in the maintenance and repair departments of plants. This group includes alternative models with drawers, shelves and many other features.

Our tool carts of the series 8100, generally preferred by the aviation sector, are offered for your usage as models with 5, 6 and 7 drawers. These have technically the same features as the other tool carts.



code **8079**

code 8079	Size (mm)	Pcs	Kg capacity	Security
Drawer	500x330	2	2x30	
Cabinet	600x450x700	1	-	Central Latch



code **8073**

code 8073	Size (mm)	Pcs	Kg capacity	Security
Drawer	500x330	3	3x30	
Cabinet	600x450x700	1	-	Central



code **8074**

code 8074	Size (mm)	Pcs	Kg capacity	Security
Drawer	500x330	4	4x30	
Cabinet	600x450x700	1	-	Central



code **8075**

code 8075	Size (mm)	Pcs	Kg capacity	Security
Drawer	500x330	5	5x30	
Cabinet	600x450x700	1	-	Central




code **8076**

code 8076	Size (mm)	Pcs	Kg capacity	Security
Drawer	500x330	6	6x30	
Cabinet	600x450x700	1	-	Central



code **8077**

code 8077	Size (mm)	Pcs	Kg capacity	Security
Drawer	500x330	7	7x30	
Cabinet	600x450x700	1	-	Central



code **8035**

code 8035	Size (mm)	Pcs	Kg capacity	Security
Drawer	500x330	5	5x30	
Fixed Shelf	335x450	3	3x30	-
Cabinet	600x450x700	1	-	Central
Workbench	1010x450x930			



code **8037**

code 8037	Size (mm)	Pcs	Kg capacity	Security
Drawer	500x330	5	5x30	
Fixed Shelf	405x440	1	30	
■ Cabinet 1	600x450x700	1	-	Central
■ Cabinet 2	410x450x700	1	-	Latch
Workbench	1010x450x890			



code **8060**

code 8060	Size (mm)	Pcs	Kg capacity	Security
Drawer	500x330	4	4x30	
Cabinet	600x450x720	1	-	Central



code **8071**

code 8071	Size (mm)	Pcs	Kg capacity	Security
Drawer	500x330	1	30	
Fixed Shelf	530x420	1	30	-
Cabinet	600x450x700	1	-	Latch



code **8085**

code 8085	Size (mm)	Pcs	Kg capacity	Security
Drawer	500x330	5	5x30	
Cabinet	600x450x700	1	-	Central

■ 125'er Vice ■ 4 x socket w/ 10 m extension cable



code **8106**

code 8106	Size (mm)	Pcs	Kg capacity	Security
Drawer	730x330	6	6x30	
Cabinet	830x450x800	1	-	Central



code **8107**

code 8107	Size (mm)	Pcs	Kg capacity	Security
Drawer	730x330	7	7x30	
Cabinet	830x450x800	1	-	Central



code **8103**

code 8103	Size (mm)	Pcs	Kg capacity	Security
■ Drawer 1	730x330	1	30	
■ Drawer 2	500x330	5	5x30	
Cabinet 2	830x450x800	1	-	Central Latch



code **8105**



code 8105	Size (mm)	Pcs	Kg capacity	Security
Drawer	730x330	5	5x30	
Cabinet	830x450x800	1	-	Central



code **8104**

code 8104	Size (mm)	Pcs	Kg capacity	Security
Drawer	500x330	5	5x30	
Cabinet	830x450x800	1	-	Central

27X27 E



code **4040**

code 4040	Size (mm)	Pcs	Kg capacity	Security
Drawer	450x450	3	3x80	
Cabinet	560x570x620	1	-	Central



code **5070**

code 5070	Size (mm)	Pcs	Kg capacity	Security
Drawer	450x450	5	5x80	
Cabinet	560x570x700	1	-	Central



code **8075 ECO**

code 8075 ECO	Size (mm)	Pcs	Kg capacity	Security
Drawer	590x380	5	5x30	
Cabinet	700x450x730	1	-	Central



code **8046**

code 8046	Size (mm)	Pcs	Kg capacity	Security
Pegboard	600x700	1	-	
Drawer	500x330	1	30	
Fixed Shelf	450x600	2	2x30	-
Workbench	600x450x1420		-	



code **8047**

code 8047	Size (mm)	Pcs	Kg capacity	Security
Pegboard	600x700	1	-	
Drawer	500x330	1	30	
Fixed Shelf	450x600	2	2x30	-
Workbench	600x450x1420		-	



4 pcs A-150 Linbins

A-150



code **8044**

code 8044	Size (mm)	Pcs	Kg capacity	Security
Drawer	500x330	1	30	
Fixed Shelf	450x600	2	2x30	-
Cabinet	600x450x720		-	



code **8045**

code 8045	Size (mm)	Pcs	Kg capacity	Security
Drawer	500x330	1	30	
Fixed Shelf	450x600	2	2x30	-
Cabinet	600x450x720		-	




code **8041**

code 8041	Size (mm)	Pcs	Kg capacity	Security
Drawer	-	-	-	
Fixed Shelf	450x600	2	2x30	-
Cabinet	600x450x720		-	



code **8040**

code 8040	Size (mm)	Pcs	Kg capacity	Security
Drawer	-	-	-	
Fixed Shelf	450x600	2	2x30	-
Cabinet	600x450x720		-	



Stowage and Load Handling Cart

code **4125**

code	Size (mm)	Pcs	Kg capacity
4125			
Wheels	250mm Filled	2	2x125
Cart	690x530x1400		250



Load Handling Cart w/ Folding Tray

code **4120**

code	Size (mm)	Pcs	Kg capacity
4120			
Wheels	200mm Filled	2	2x75
Cart	540x480x1200		150



Double Bottle Cart

code **4150**

code	Size (mm)	Pcs	Kg capacity
4150			
Wheels	125mm Rubber	4	4x90
Cart	640x480x1250		360



Single Bottle Cart

code **4160**

code	Size (mm)	Pcs	Kg capacity
4160			
Wheels	250mm Filled	2	2x125
Cart	550x400x1450		250



Barrel Tilter

code **4215**

code	Size (mm)	Pcs	Kg capacity
4215			
Wheels	125mm Polyamide	4	4x90
Cart	850x650x850		360



Barrel Carrier

code **4200**

code	Size (mm)	Pcs	Kg capacity
4200			
Wheels	250mm Filled	2	2x125
Wheels	125mm Rubber	1	100
Cart	680x800x1420		350



Load Handling Cart w/
Platform, Side Protection



code **4230**

code 4230	Size (mm)	Pcs	Kg capacity
Wheel	125mm Rubber	4	4x90
Cart	1000x700x380-950		360

Load Handling Cart w/ Platform



code **4225**

code 4225	Size (mm)	Pcs	Kg capacity
Wheel	125mm Polyamide	4	4x90
Cart	1000x700x180-950		360

Load Handling Cart w/
Folding Arm, Platform



code **4235**

code 4235	Size (mm)	Pcs	Kg capacity
Wheel	125mm Rubber	4	4x90
Cart	1000x700x180-950		360

Chip Cart



- ✓ Leak-Proof
- ✓ 1" Liquid Discharge Tap
- ✓ Secure Tilting Fitting

code **4070**

code 4070	Size (mm)	Pcs	Kg capacity
Wheel	125mm Rubber	4	4x90
Cart	1000x600x720		360

Handling Cart w/ Shelves



code **4440**

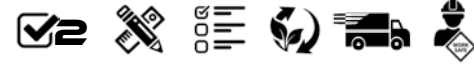
code 4440	Size (mm)	Pcs	Kg capacity
Wheel	125mm Rubber	4	4x90
Cart	1260x595x1600+160		360

Handling Cart w/ Shelves,
Cage Protection



code **4445**


code 4445	Size (mm)	Pcs	Kg capacity
Wheel	125mm Rubber	4	4x90
Cart	1260x595x1600+160		360



S H E L F S Y S T E M S

The need for shelves is generally the result of the requirement to stowe and pile. It is desired in working environments that the materials are easy accessible in sight. Different models and solutions resulted pursuant to the need to use time and the space more efficiently, and to access the products rapidly and easily.

GALVANIZED SHELF SYSTEMS



The galvanized shelf systems are completely installed dismantled joint and screw fixing procedured. These systems, which meet any type of needs, are generally used in sectors like archives, automotive spare parts, hotels, food industry, hospitals, textile and automotives. The trays are double bent and don't sag down thanks to the pressed sides. There are many types like with separator partitioning, pegboards, drawers, back and sides closed ones.

Our galvanized shelves take the shape according to your need, as a work station in your garage, storage shelf at your workplace, spare part shelf in your store, archiving shelf in your archive.

KOÇEL A.Ş. galvanized shelf systems are environment sensitive. They don't need any welding, dyeing or assembly team.



code **20931**



code **20943**



code **20959**

code	Size (mm)	Pcs	Kg capacity	code	Size (mm)	Pcs	Kg capacity	code	Size (mm)	Pcs	Kg capacity
20931	310x930	5	5x60	20943	430x930	5	5x80	20959	590x930	5	5x90
Shelf				Shelf				Shelf			
Module	930x310x2000		300	Module	930x430x2000		400	Module	930x590x2000		450



code **25931**




code **25943**



code **25959**

code	Size (mm)	Pcs	Kg capacity	code	Size (mm)	Pcs	Kg capacity	code	Size (mm)	Pcs	Kg capacity
25931	310x930	6	6x60	25943	430x930	6	6x80	25959	590x930	6	6x90
Shelf				Shelf				Shelf			
Module	930x310x2500		360	Module	930x430x2500		480	Module	930x590x2500		540

SHELF SYSTEMS



SHELF SYSTEMS



Linbins
45 pcs AV 315

code **20939**

code 20939	Size (mm)	Pcs	Kg capacity
Shelf	310x930	10	10x60
Module	930x310x2000		600



Linbins
45 pcs AV 415

code **20949**

code 20949	Size (mm)	Pcs	Kg capacity
Shelf	430x930	10	10x80
Module	930x430x2000		800



Linbins
45 pcs A250

code **20935**

code 20935	Size (mm)	Pcs	Kg capacity
Shelf	310x930	10	10x60
Module	930x310x2000		600





code **20925**

code 20925	Size (mm)	Pcs	Kg capacity
Shelf	310x930	6	6x60
Module	930x310x2000		360




code **20920**

code 20920	Size (mm)	Pcs	Kg capacity
Shelf w/ Separator	310x930	9	9x60
Module	930x310x2000		600
Fixed Shelf	930x310	1	60



code **20940**

code 20940	Size (mm)	Pcs	Kg capacity
Shelf w/ Separator	310x930	5	5x60
Fixed Shelf	930x310	5	5x60
Module	930x310x2000		600



code **20945**

code 20945	Size (mm)	Pcs	Kg capacity
Pegboard	930x700	1	-
Shelf w/ Separator	310x930	3	3x60
Fixed Shelf	930x310	4	4x60
Module	930x310x2000		420




code **20950**

code 20950	Size (mm)	Pcs	Kg capacity
Pegboard	930x700	1	-
Drawer	300x300x100	4	4x20
Shelf w/ Separator	310x930	2	2x60
Fixed Shelf	930x310	5	5x60
Module	930x310x2000		440



code **20955**

code 20955	Size (mm)	Pcs	Kg capacity
Pegboard	930x700	1	-
Drawer	300x300x100	4	4x20
Shelf w/ Separator	310x930	4	4x60
Fixed Shelf	930x310	3	3x60
Module	930x310x2000		440



MINIRACK SHELF SYSTEMS



This system among the galvanized shelves, commonly preferred for light loads, include traverse types in 3 different lengths (1000, 1250, 1500 mm). The foot lengths can be produced from 1000 mm to 4000 mm. All-round double bent galvanized sheet trays with a width of 250 mm are used.

The traverse heights can be adjusted to the desired size in steps of 25 mm by inserting 3 hooks.

These systems, which meet any type of needs, are generally used in sectors like archives, automotive spare parts, hotels, food industry, hospitals, textile and automotives.

KOÇEL A.Ş. galvanized minirack shelf systems are environment sensitive. They don't need any welding, dyeing or assembly team.



H	D	LAYER QTY	L 750 /KG	L 1000 /KG	L 1250 /KG	L 1500 /KG	L 750 /KG	L 1000	L 1250	L 1500
2000	500	5	350	300	200	150	20.550.075	20.550.100	20.550.125	20.550.150
2000	600	5	350	300	200	150	20.560.075	20.560.100	20.560.125	20.560.150

H	D	LAYER QTY	L 750 /KG	L 1000 /KG	L 1250 /KG	L 1500 /KG	L 750 /KG	L 1000	L 1250	L 1500
2000	500	5	350	300	200	150	20.551.075	20.551.100	20.551.125	20.551.150
2000	600	5	350	300	200	150	20.561.075	20.561.100	20.561.125	20.561.150

H	D	LAYER QTY	L 750 /KG	L 1000 /KG	L 1250 /KG	L 1500 /KG	L 750 /KG	L 1000	L 1250	L 1500
2500	500	5	350	300	200	150	25.550.075	25.550.100	25.550.125	25.550.150
2500	600	5	350	300	200	150	25.560.075	25.560.100	25.560.125	25.560.150

H	D	LAYER QTY	L 750 /KG	L 1000 /KG	L 1250 /KG	L 1500 /KG	L 750 /KG	L 1000	L 1250	L 1500
2500	500	5	350	300	200	150	25.551.075	25.551.100	25.551.125	25.551.150
2500	600	5	350	300	200	150	25.561.075	25.561.100	25.561.125	25.561.150

MEDIUM TYPE SHELF SYSTEMS



Tranvers lengths	750	1000	1250	1500	1750	2000
Bearing Capacity	300	270	230	200	175	150
Order Code	35075	35100	35125	35150	35175	35200
Bearing Capacity	1580	1150	940	780	670	580
Order Code	46075	46100	46125	46150	46175	46200
Bearing Capacity	1200	900	730	600	500	450
Order Code	CZ075	CZ100	CZ125	CZ150	CZ175	CZ200
Bearing Capacity	1500	1100	900	700	600	500
Order Code	CU075	CU100	CU125	CU150	CU175	CU200

Order codes of the sheet panels at one layer

500	600	700	800	1000
5026	6026	7026	8026	10026

Order codes of the sheet panels at one layer

500	600	700	800	1000
5025	6025	7025	8025	10025

Transvers Lengths

750	1000	1250	1500	1750	2000
-----	------	------	------	------	------

Number of necessary sheet panels for one layer

3	4	5	6	7	8
---	---	---	---	---	---





H mm	500	600	700	800	1000
2000	20650	20660	20670	20680	206100
2500	25650	25660	25670	25680	256100
3000	30650	30660	30670	30680	306100
3500	35650	35660	35670	35680	356100
4000	40650	40660	40670	40680	406100



MEDIUM TYPE SHELF SYSTEMS



Tranvers lengths	750	1000	1250	1500	1750	2000
Bearing Capacity	650	550	450	425	400	375
Order Code	48075	48100	48125	48150	48175	48200
Bearing Capacity	3500	3250	3000	2750	2500	2300
Order Code	410075	410100	410125	410150	410175	410200
Bearing Capacity	1800	1400	1200	1000	800	600
Order Code	CL075	CL100	CL125	CL150	CL175	CL200




H mm	700	800	1000
2000	20870	20880	208100
2500	25870	25880	258100
3000	30870	30880	308100
3500	35870	35880	358100
4000	40870	40880	408100



Order codes of the sheet panels at one layer

700	800	1000
7026	8026	10026



Order codes of the sheet panels at one layer

700	800	1000
7025	8025	10025



Transvers Lengths

750	1000	1250	1500	1750	2000
-----	------	------	------	------	------

Number of necessary sheet panels for one layer


3	4	5	6	7	8
---	---	---	---	---	---



HEAVY TYPE SHELF SYSTEMS



	Tranvers lengths	1800	2700	H mm	1050
	Bearing Capacity	2500	1400	2000	201105
	Order Code	CC80-180	CC80-270	2500	251105
	Bearing Capacity	3200	2000	3000	301105
	Order Code	CC100-180	CC100-270	3500	351105
	Bearing Capacity	4500	3250	4000	401105
	Order Code	NPI 100-180	NPI 100-270	4500	451105
	Bearing Capacity	4500	4000	5000	501105
	Order Code	NPI 120-180	NPI 120-270	6000	601105



K-TYPE FOOT PROTECTION

Recommended in order to prevent impacts by forklifts and similar handling vehicles to the shelf feet at the heads of back-to-back connected units.




L-TYPE FOOT PROTECTION

Recommended in order to prevent impacts by forklifts and similar handling vehicles to the shelf feet at the heads of next-to-next ordered units..




U-TYPE FOOT PROTECTION

Recommended in order to prevent impacts by forklifts and similar handling vehicles to the shelf feet at the unit centres.




UNDER-PALLET ATTACHMENT

These are support apparatus placed under pallets in order to prevent tilting from front to back.



UNDER-PALLET H-TYPE ATTACHMENT

These are support apparatus placed under the whole pallets in order to prevent a sagging and collapse of the pallets placed on the traverse from front to back.



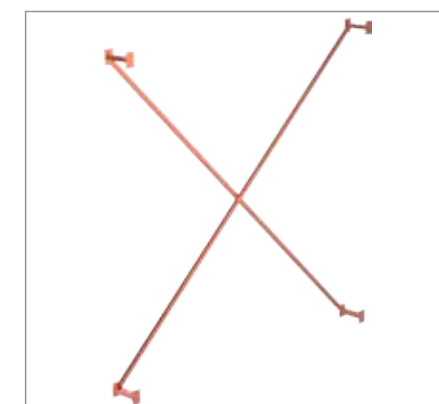
PALLET LEANING TRAVERSE

These are pallet leaning apparatus which prevent that the pallets placed on traverses with forklifts fall back, slip down and ensure that the pallets sit aligned on the transverses.



BACK-TO-BACK CONNECTION APPARATUS

These are apparatus connecting the shelf feet in order to increase the stability of the shelf units against earthquakes and shakes .



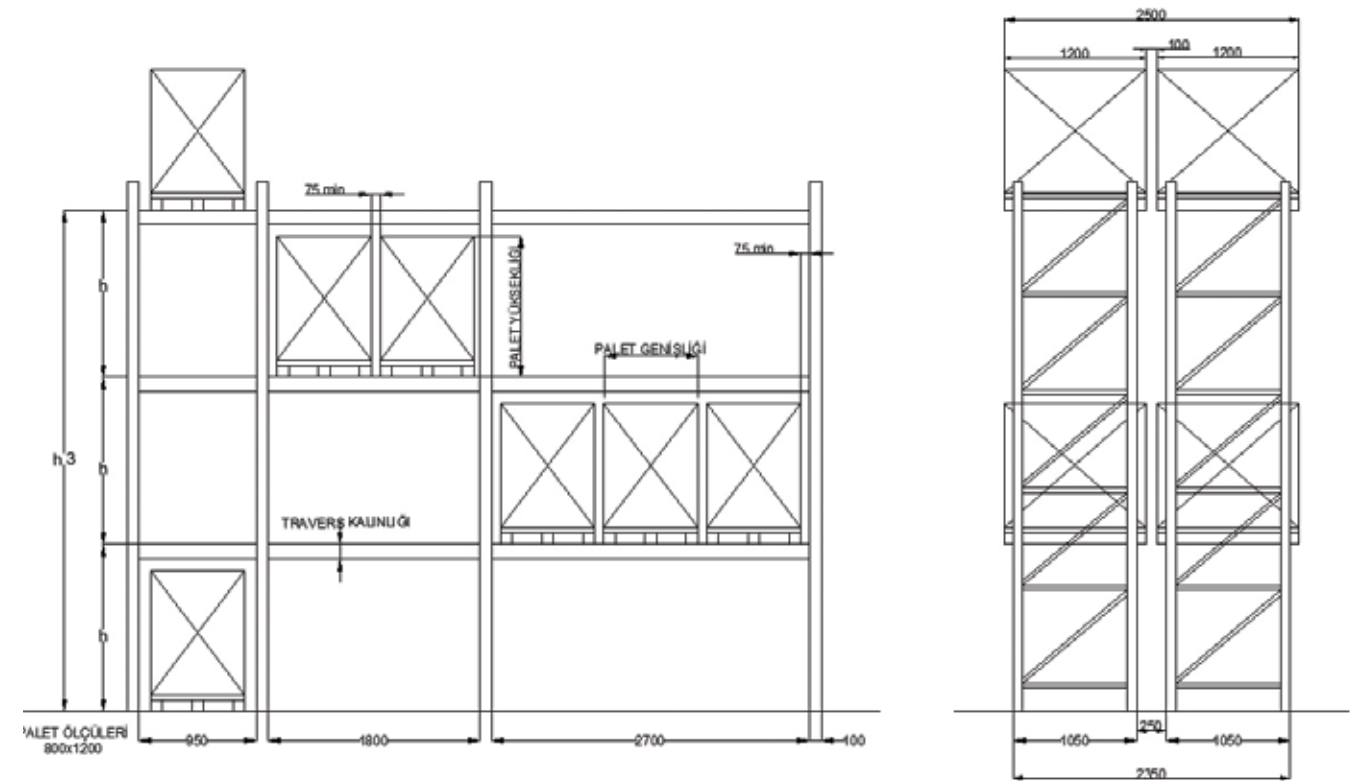
EARTHQUAKE TENSION APPARATUS

These are cross apparatus used for that the next-to-next standing shelf units support each other during an earthquake and shake.



FOOT-GROUND CONNECTION APPARATUS

These are apparatus used in order to fix the shelf units to the ground with steel or chemical dowels against tilting and shakes.





Aluminum sigma profiles progressively replace steel construction in the industry and are extremely functional, easy to assemble and allow the manufacture of very different products.

The most important advantages of these profiles are functionality, design, their modular structure, the possibility to create the desired product without the need for welding and dyeing.



At KOÇEL A.Ş., we have combined our metal shaping experience of 40 years with the functionality of sigma profiles and created brand new products. We have designed from workbenches to CNC carts, from cleaning stands to computer cabins, from linbin stands to handling carts together.

You may receive the aluminum sigma profiles complete assembled or disassembled and assemble these yourself with only an allen wrench.

Our works in order to increase our product variety in this segment are continuing.

ALUMINUM PRODUCTS

18X27 E



code **93310**

code 93310	Size (mm)	Pcs	Kg capacity
Pegboard	-	-	-
Drawer	300x450	2	2x80
Fixed Shelf	-	-	-
Cabinet	410x570x300		
Workbench	1700x650x850		



code **93315**

code 93315	Size (mm)	Pcs	Kg capacity
Pegboard	1700x550	1	-
Drawer	300x450	2	2x80
Fixed Shelf	-	-	-
Cabinet	410x570x300		
Workbench	1700x650x1500		





code **93321**

code 93321	Size (mm)	Pcs	Kg capacity
Pegboard	1700x550	-	-
Drawer	300x450	2	2x80
Fixed Shelf	-	-	-
Cabinet	410x570x300		
Workbench	1700x650x2000		



code **93945**

code 93945	Size (mm)	Pcs	Kg capacity
Pegboard	1120x550	1	-
Drawer	300x450	5	5x80
Fixed Shelf	-	-	-
Cabinet	410x570x600		
Workbench	1120x650x2000		





code **98039**

code 98039	Size (mm)	Pcs	Kg capacity
Pegboard	910x550	1	-
Drawer	600x450	1	80
Fixed Shelf	570x710	1	50
Cabinet	-	-	-
Workbench	910x570x1410	-	-



code **98122**

code 98122	Size (mm)	Pcs	Kg capacity
Pegboard	1200x550	1	-
Drawer	-	-	-
Fixed Shelf	600x570	1	50
Cabinet	560x570x700	-	-
Workbench	1200x570x1510	-	-



code **92200**

code 92200	Size (mm)	Pcs	Kg capacity
CNC Holder	450x600	15x2	-
Shelf	-	-	-
Cart	680x450x865	-	-




code **97441**

code 97441	Size (mm)	Pcs	Kg capacity
Screen	400x250x340	1	-
Fixed Shelf	550x560	1	50
Cabinet	560x560x1630	1	-



LINBINS



code **94071**

Linbins
28 pcs A-150
24 pcs A-200
10 pcs A-250



A-150



A-200



A-250



code **94082**

Linbins
84 pcs A-150



code **94225**

code 94225	Size (mm)	Pcs	Kg capacity
Wheel	125mm Moblen Termo Elastik	4	4x90
Cart	1000x700x700+160		360



code **94900**

code 94900	Size (mm)	Pcs	Kg capacity
Pegboard	700x1150	-	-
Fixed Shelf	570x710	1	50
Waste Box	230x300x400	3	
Cart	780x450x2000		



ACCESSORY LABELLING

No matter whether your working environment is a small workshop or a large plant, one of the most important factors for increasing the efficiency and consequently the profitability is that the environment is organized and tidy. We always work by taking this into consideration while creating a product range and during R&D works. We create the ideal working environment for your production thanks to our products and the custom tailored projects we realize for you. There are some small, but very important details to convert this environment perfect:

Accessories.

You can improve your existing working environment and arrange it according to your new needs with accessories.

LAMINATED CHIPBOARD WORKTOPS



code **TS1765**

Laminated chipboard worktops are wood based worktops that are preferred at the manufacture of modular furniture of any type. These are manufactured by pressing decoration papers impregnated with melaminous resins produced with special recipes at high pressure presses. These are scratch, impact, abrasion resistant, colour-fast, easy to clean and aesthetic looking products.

PLYWOOD WORKTOPS



code **TK1770** code **TK1760** code **TK2260**

This is a plywood material made of scaleboard. During the production of plywood are wooden layers glued and pressed at high pressure presses and the surfaces are coated with a water tight film. Plywood is frequently preferred due to, though being light, that it has an extreme stable structure that can resist long terms against any type of condition.

MDF WORKTOP



code **MDF1770** code **MDF1760** code **MDF2260** code **MDF1257**

MDF worktops are plates with a homogenous structure created by pressing the fibres obtained from wood or other cellulosic raw materials under heat and pressure after having these dried until a definite humidity level and glued. MDF is preferred due to its homogenous density at every point due to its structure, is able to be obtained in standard dimensions, its perfect behaviour at milling works, that it holds the screws applied to the surface and the edges well.

STAINLESS STEEL COVER



code **INOX1770** code **INOX1760** code **INOX1257**

Stainless steel covered benches are resistant against corrosion, abrasion and wear. This feature is naturally given by the smooth surface of the stainless steel. The hard and smooth surface of Inox both facilitates the cleaning and constitutes a ground, that prevents the adhesion and reproduction of the bacteria in the air. Due to these features are Inox products used in many areas from durable consumer goods to surgical materials, from automotive to electronic devices.

PVC COATING



code **PVC1770** code **PVC1760** code **PVC2260** code **PVC1257**

PVC is a long lasting, against weather conditions resistant and durable plastic alloy that is produced with the appropriate and necessary additives. Actually, this plastic alloy material is very hard to burn due to the high chlorine content in PVC. Therefore, a separate against fire protecting material is provided due to this feature of PVCs. Beside this, PVC materials are preferred due to being easy to clean and having a long lifetime.

GALVANIZE COVER



code **GZT1770** code **GZT1760** code **GZT2260** code **GZT1257**

Galvanized sheets are produced by the zinc coating of both surfaces of cold rolled sheets by the hot dip method in order to protect the steel against corrosion. Galvanize coating preserves steel against rain, sea water and the humidity in the air and extends the lifetime of the material. Along with having a long lifetime, galvanized materials are easy to sold, can very easily dyed and are resistant against fire and any type of external factors.

ESD COATING



code **ESD1770**

ESD, in other terms antistatic epoxy coating, is preferred in working environments, where electronic production is performed or where electrical energy decreases the efficiency and deteriorates the manufactured product. Antistatic ESD coating is an easy to clean material with a smooth surface and high mechanical resistance. ESD coated benches have anti-dust features, are stainless and water tight. ESD bench coatings are delivered with grounding cables. They have a heat resistant, odour-free structure.

SOLID WOOD WORKTOP



code **MSF1770** code **MSF1760**

Solid wood worktops are plates obtained by the adhesion of single piece or edge to edge attached pieces of small dimensioned massive wood pieces, meaning lamellas, of the same wood type, particularly such that the fibres are in parallel, in the length and width direction into a single layer. Solid wood worktops are materials with a long lifetime that have a high dimensional stability and resistance along with both being healthy and decorative due to the naturalness of wood.

PLASTIC SEPARATORS




Our separators, designed in order to be used inside the drawers, are available with 3 channels (44mm) and 4 channels (33mm). The plastic separators are products that are designed in order to prevent a mutual impact of drill bits, milling bits, reamers, diamond cutter bits and similar materials with cutting tip inside the drawers.

DRAWER INTERNAL ORGANIZERS




Our plastic boxes, designed in order to be used inside the drawers, are suitable to create spaces in 3 different dimensions, being 150x150mm, 150x75mm and 75x75mm. Our boxes are suitable for screws, nuts and smaller spare parts you don't want to mix with each other. In addition, you can create containers in the desired dimensions inside the boxes.

CNC HOLDER



The number and variety of the CNC holders being used at central CNC processing benches is progressively increasing. One face of our plastic holders is suitable for the angles and degrees of SK holder and one face for angles and degrees of HSK holders. We also have apparatus for holders of the Capto series used at new generation high speed machines.

METAL SEPARATORS



Our metal separators, designed in order to be used inside drawers, are being produced in lengths of 150mm and 200mm, which allow you to generate the size you wish in steps of 17mm. These can be applied to drawer heights from 75mm to 200mm. Different from the plastic separators, they can be applied to the dimensions you desire. For example, you can divide a drawer into 100 or 6 sections. They don't cut hands or constitute any occupational safety risk since the edge bendings are flexible. They are bent with angles for labelling.

LOCK W/ PLASTIC HOUSING



Locks may impact each other and break or harm the products leaned to them during transportation. Therefore, we have placed our locks into plastic housings and left a hand grip in order to serve as a handle. That the locks aren't damaged during handling, don't result in excess sizes, don't need extra material for the handle are the features of this model.

CENTRAL LOCK



It is important that each of the drawers at cabinets with drawers are opened and locked with a single key. This lock has the feature to open and lock all drawers at the same time. The smart system we have involved into our drawers rather facilitates the function of this lock. While one drawer is open, the others will automatically be locked.

PADLOCK SLOT



Suitable for padlocks. The lock will not rotate thanks to the latch inside.

LATCH LOCK



Suitable for 3-point locking. A prop grips to both ends of the latch inside and fixes it to the bottom and top. At the same time, it locks at three points with the latch in itself.

PADLOCK W/ PIN



Suitable for users, who don't want to carry a key. You can ensure the security with the 3-digit password you will determine.

LATCH LOCK



The latch inside is locked with a key.

PRESSURE LOCK



The cylindrical pivot at the tip of the lock will protrude when pressed on and prevent that the sliding door moves left or right and performs thus the locking process.

BRAKE AND SAFETY



Mobility and ergonomics are important at our products, but it is necessary to fix the product position for some processes. For this, you can use the brake apparatus at the wheels.



The locking and releasing process is easily provided when you push on the brake latch with a single foot movement.

DRAWERS CAN SPEAK YOUR LANGUAGE



SECURITY LATCH



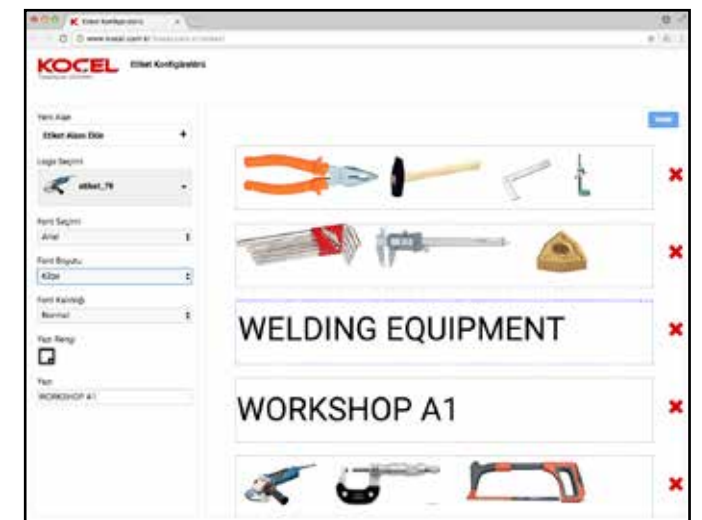
Since safety is very important at products with drawers, the security latch prevents the autonomous opening of the drawers even if the lock system should be opened. Thus, you can easily use your cabinets with drawers on inclined and bad surfaces.



We have applied our latches on the right side for usage easiness purposes. We have taken into consideration to ensure the safety with a single movement.

You can customize the drawer handle labels with a couple of steps by the software we developed. You can indicate the materials inside the drawers with the ready-to-use symbols or write the material names you wish to.

Thus, you can avoid material losses and save time by finding the materials you need faster. Enter our Internet site and click on the Label Configurator option, create and print on the opened page your labels. Now drawers are ready to speak the same language with you.



PULLING HANDLE



These facilitate the handling of mobile units. We convert vertical products usable by attaching pulling handles to them.

HANDLING GRIP



We apply our products in a broad range such to be used with 2 hands by handling grips.

SLIDING DOOR HANDLE



We apply embedded handles to the covers at our doors with sliders in order to avoid a restriction of the movement capability.

PULLING HANDLE



Facilitates the handling of mobile products. We convert horizontal products usable by attaching pulling grips to them.


10 M EXTENSION CABLE



code **UK10**

4 x socket 220 V extension cable. You can provide flexibility in the working environment with this stable and long lifetime model, having a plastic body resistant against impacts and falling. The risks due to unnecessary cables on the floor will be prevented thanks to the non interfering, flowing spool system. It is equipped with a handle and vertical usage allowing feet for easy retraction. The cable spools have a circuit breaker system against overheating.

POWER BAR



code **EP15**

code **EP12**

These are used reliably at the electricity, data, image and voice transmission with their sockets at different standards. They provide more plug connections and usage easiness in narrow spaces thanks to the 45 degree inclined poles. The fact that the lateral hatches can be mounted reverse or straight provides layout easiness for 19" cabinets.

4-WAY AIR JACK



code **HJK4**

4'-Way Air Jack

The 4 x output air jacks for using the air installation at the production areas at the benches are your greatest aid in order to use your different pneumatic hand tools easily and in an ergonomic way.

LIGHTING SYSTEM



code **FTX-120**


Lighting System 1200mm

code **FTX-170**

Lighting System 1700mm

Fluorescent lamps are very widespread used in public areas and workplaces due to their energy saving advantage. Fluorescent lamps, which provide a saving of nearly 75 percent compared with normal lamps, consume less energy and provide more light and have a lifetime of more than the 10-fold of normal lamps. The light is more spread since it comes from every point of the tube and not only a single point and their blueish light is softer and doesn't fatigue the eyes.

LINBIN AND FILE SHELVES



code **AVR17**

Linbin Shelf 1700mm

code **AVR500**

Linbin Shelf 500mm

code **AVR980**

Linbin Shelf 980mm

code **AVS980**

Linbin Sheet 980mm (A150)

The linbin shelves and the file shelves are manufactured of durable steel sheet material, which can be easily assembled to your workbenches. In the linbin shelves can small production materials be tidily and always available stored in linbins to be used in different sizes and colours.

With the file cabinet shelves for the storage of documents, able to be added into the same environment or as a top shelf solely, space saving is provided for the storage of documents without requiring a separate space.

FILE CABINET W/ SLIDING DOOR



code **SDD900**

File Cabinet w/ Sliding Door 900mm

Our cabinets with sliding covers provide space saving and serve your purpose thanks to their sliders for the storage of materials, folders, documents etc. you want to be in closed environment at your working table.

PPE LOCKER PERSONAL CARE SET



The Personal Care Box we assemble inside the doors of your PPE Lockers allows the employees to store their hygiene care products. The boxes we manufacture from plastic material have a mirror, soap and towel holding apparatus.

VICE



code **KM125**

Vice 125mm

code **KM150**

Vice 150mm

Vices are tools, that are used to grip and hold the piece to be processed. The vice grips the piece with a mouth and prevents that this makes unwanted movements. The vices, offered in the accessory range, are manufactured of high quality forged steel. While a complete tempering is being performed, the jaws and the anvil sections are separately tempered by induction.

WHEELS



code **KTT100**

100'er Rubber Wheel Set



code **KTT125**

125'er Rubber Wheel Set

Rubber Wheels

Rubber wheels protect all hard ground surfaces like parquet, linoleum, vinyl, tile and mosaic. They provide extra protection for sensitive cargos thanks to their feature to absorb vibrations and shocks. These pass easily over hindrances like elevator doors, cables.



code **PU100**

100'er Polyurethane Coated Polyamide Wheel Set



code **PU125**

125'er Polyurethane Coated Polyamide Wheel Set

Polyurethane Coated Polyamide Wheels

Polyurethane coated wheels, forklifts, any type of industrial wheels can be used in automotive, iron-steel, textile, logistics, storage areas and plants. Among the advantages of the polyurethane wheels can high elasticity, perfect wear resistance, high load bearing capacity be mentioned. Beside this, they are resistant against oils, solvents, water, ozone, bacteria and molding.











INDEX

INDEX

CODE	PAGE
DRAWER CABINETS	
1030	39
1031	39
1040	39
1041	39
1042	39
1060	39
1061	39
1062	39
1070	39
1071	39
1072	39
1080	39
1081	39
1082	39
5030	41
5031	41
5040	41
5041	41
5042	41
5060	41
5061	41
5062	41
5071	41
5072	41
5075	41
5080	41
5081	41
5082	41
5100	43
5101	43
5102	43
5200	43
5201	43
5202	43
5400	43
5401	43
5402	43
7080	49
7081	49
7082	49

CODE	PAGE
7100	49
7101	49
7102	49
7200	49
7201	49
7202	49
7400	49
7401	49
7402	49
10080	51
10081	51
10082	51
10100	51
10101	51
10102	51
10200	51
10201	51
10202	51
11080	53
11081	53
11082	53
11100	53
11101	53
11102	53
11200	53
11201	53
11202	53
57080	45
57081	45
57082	45
57100	45
57101	45
57102	45
57200	45
57201	45
57202	45
75080	47
75081	47
75082	47
75100	47
75101	47

CODE	PAGE
75102	47
75200	47
75201	47
75202	47
CNC TOOL CABINETS	
2150	59
2170	59
2176	69
2200	73
2215	73
2250	73
2300	73
2325	69
2326	69
2350	71
2351	71
2550	65
2560	65
2600	61
2650	63
2700	61
2740	63
2750	61
2755	73
2850	61
7210	67
7211	67
INDUSTRIAL CABINETS	
5110	83
5150	83
6073	89
6075	89
6077	89
6110	97
6115	97
6120	96
6180	93
6185	93
6186	97
6187	97
6190	93

CODE	PAGE
6195	93
6211	91
6212	91
6213	87
6214	87
6215	91
6216	91
6217	91
6219	87
6250	91
6311	87
6316	87
6321	87
6710	85
6715	85
6720	85
6800	85
6902	101
6903	99
6904	101
6905	101
6906	99
6910	99
6911	99
6920	95
6925	95
6930	95
6935	95
7083	82
7110	83
7215	83
7420	80
7422	80
7425	79
7430	79
7435	81
7440	77
7441	77
7442	77
7445	81
7455	105

CODE	PAGE
7460	105
7465	105
7470	105
7480	105
7485	105
7490	107
MATERIAL CABINETS	
6140	118
6150	118
6155	118
6172	123
6173	123
6174	123
6175	123
6225	115
6226	121
6230	115
6231	121
6233	123
6234	123
6235	115
6236	121
6237	121
6240	115
6246	118
6255	119
6270	117
6280	117
6285	117
6286	117
6290	119
6295	119
6500	112
6510	111
6515	112
6520	112
6525	111
6530	112
6535	111
6540	113

CODE	PAGE
6545	111
6550	113
6551	113
6555	111
6560	113
6565	111
6604	125
6605	125
6606	125
6607	125
6608	125
6609	125
6610	125
6611	125
6612	125
6613	125
6614	125
6615	125
PPE LOCKERS	
6022	135
6024	135
6032	133
6033	133
6034	133
6035	133
6042	135
6043	135
6044	135
6045	135
6051	131
6052	131
6053	131
6054	131
6056	131
6061	139
6062	139
6063	139
6064	139
6065	137
6066	137

CODE	PAGE
6067	137
6068	137
6069	137
6081	141
6082	141
6083	141
6084	141
LINBIN SYSTEMS	
4071	145
4072	145
4073	145
4074	147
4075	147
4076	147
4077	147
4078	147
4079	147
4081	145
4082	145
4083	145
4090	145
4095	147
4505	149
4510	149
4515	149
4520	151
4525	151
4530	151
4535	151
4540	149
4545	149
4550	151
4555	149
6220	153
6221	153
6222	153
6223	153
6224	153
48-309	156

CODE	PAGE
48-30919	156
48-319	156
48-409	155
48-40919	155
48-419	155
48-4622	160
48-4632	160
48-4636	160
48-4642	160
48-4650	160
48-609	154
48-60919	154
48-619	154
49-4615	158
49-4617	158
49-4622	158
49-4628	158
49-4632	158
49-4642	158
49-4650	158
CKB 412	157
CKS 351/401	157
CKTS 401	157
CKTS SUPER	157
MT 401-192	157
MT SUPER	157
WORKBENCHES	
3105	225
3106	225
3107	225
3108	225
3110	172
3120	172
3131	172
3135	172
3140	173
3146	173
3170	169
3185	169

ORDERED BY CODE NUMBERS

ORDERED BY CODE NUMBERS

CODE	PAGE
3186	169
3190	184
3195	185
3200	202
3205	178
3210	178
3215	178
3220	178
3260	179
3265	179
3270	179
3275	179
3310	172
3315	172
3320	173
3325	166
3330	169
3335	173
3340	173
3345	173
3350	168
3360	218
3365	218
3370	218
3375	219
3380	218
3385	219
3390	219
3395	219
3405	215
3410	215
3415	215
3420	215
3425	202
3460	190
3465	191
3470	203
3475	200
3480	206
3485	206

CODE	PAGE
3490	201
3495	201
3510	197
3515	196
3520	194
3525	197
3526	196
3530	195
3535	195
3540	183
3575	203
3576	200
3577	200
3578	201
3590	185
3600	182
3602	184
3605	183
3606	185
3610	182
3621	183
3622	182
3625	184
3640	208
3641	208
3642	207
3643	207
3644	209
3645	207
3646	209
3647	209
3650	168
3655	167
3684	212
3685	169
3686	213
3687	213
3688	212
3700	167
3705	166

CODE	PAGE
3710	166
3715	168
3730	166
3740	168
3745	166
3750	167
3755	167
3775	168
3800	223
3805	222
3815	222
3820	223
3825	222
3830	223
3840	223
3845	222
3900	203
3918	191
3919	190
3921	191
3922	190
3936	188
3941	188
3942	189
3943	189
3944	188
3945	189
MOBILE WORKBENCHES	
8017	230
8019	232
8021	229
8023	229
8024	235
8026	235
8027	229
8030	229
8034	235
8036	231
8038	231
8051	233

CODE	PAGE
8052	233
8053	233
8122	232
8128	230
8129	231
8225	228
8230	228
8235	235
PEGBOARDS	
3000	238
3005	238
3010	238
3015	238
3025	238
3035	238
3040	238
3050	238
3060	238
300-25	238
300-35	238
300-50	238
300-75	238
K1	239
K2	239
K3	239
K4	239
K5	239
K6	239
K7	239
K8	239
K9	239
K10	239
K11	239
K12	239
K13	239
K14	239
K15	239
K16	239
K17	239
K18	239

CODE	PAGE
TOOL CARTS AND HANDLING EQUIPMENTS	
4040	247
4070	253
4120	251
4125	251
4150	251
4160	251
4200	251
4215	251
4225	253
4230	253
4235	253
4440	253
4445	253
5070	247
8035	244
8037	244
8040	249
8041	249
8044	249
8045	249
8046	248
8047	248
8060	244
8071	244
8073	243
8074	243
8075	243
8075 ECO	247
8076	243
8077	243
8079	243
8085	245
8103	245
8104	245
8105	245
8106	245
8107	245

CODE	PAGE
SHELF SYSTEMS	
20920	259
20925	259
20931	257
20935	259
20939	259
20940	261
20943	257
20945	261
20949	259
20950	261
20955	261
20959	257
25931	257
25943	257
25959	257
35075	264
35100	264
35125	264
35150	264
35175	264
35200	264
46075	264
46100	264
46125	264
46150	264
46175	264
46200	264
48075	266
48100	266
48125	266
48150	266
48175	266
48200	266
410075	266
410100	266
410125	266
410150	266
410175	266

CODE	PAGE
410200	266
CC100-180	268
CC100-270	268
CC80-180	268
CC80-270	268
CL075	266
CL100	266
CL125	266
CL150	266
CL175	266
CL200	266
CU075	264
CU100	264
CU125	264
CU150	264
CU175	264
CU200	264
CZ075	264
CZ100	264
CZ125	264
CZ150	264
CZ175	264
CZ200	264
NPI100-180	268
NPI100-270	268
NPI120-180	268
NPI120-270	268
ALUMINUM PRODUCTS	
92200	277
93310	275
93315	275
93321	275
93945	275
94071	279
94082	279
94225	279
94900	279
97441	277
98039	277
98122	277

CODE	PAGE
ACCESSORY	
AVR17	290
AVR500	290
AVR980	290
AVS980	290
EP12	289
EP15	289
ESD1770	283
FTX120	289
FTX170	289
GZT1257	282
GZT1760	282
GZT1770	282
GZT2260	282
HJK4	289
INOX1257	283
INOX1760	283
INOX1770	283
KM125	290
KM150	290
KTT100	291
KTT125	291
MDF1257	283
MDF1760	283
MDF1770	283
MDF2260	283
MSF1760	283
MSF1770	283
PO100	291
PU125	291
PVC1257	282
PVC1760	282
PVC1770	282
PVC2260	282
SDD900	290
TK1760	282
TK1770	282
TK2260	282
TS1765	282
UK10	289



WHENEVER BETTER SOLUTIONS ARE NEEDED!

WML INTERNATIONAL TRADING LLC

E25, P/528 Plot No. C-60, Mezzanine 1

ADCP Building, Al Nahyan Camp, Muroor Road

Abu Dhabi, United Arab Emirates

T: 00 – 971 – (0)2 – 443 88 70

F: 00 – 971 – (0)2 – 443 88 79

W: www.wmlinternational.com

E: info@wmlinternational.com

